


## **Historic, Archive Document**

Do not assume content reflects current scientific knowledge, policies, or practices.



# Kilgore's 1944 Annual Catalog and Planting Guide for Florida

RECEIVED  
JAN 20 1944  
U.S. DEPARTMENT OF AGRICULTURE  
WASHINGTON, D.C.



TOMATO  
*Kilgore's  
Improved  
Rutgers*

**KILGORE'S  
BRED-RITE  
SEEDS**

*Trade Mark*

**THE KILGORE SEED COMPANY**

*General Offices and Mail Order Department . . . PLANT CITY, FLORIDA*



**CAULIFLOWER**



*Snowdrift*

See Page 11

**RADISH**

*Early  
Scarlet  
Globe*

See Page 29



**SWEET  
CORN**

*Golden Cross  
Bantam*

See Page 18



**OKRA**

*Perkins Long  
Green*

See Page 23

**SQUASH**

*Early White  
Bush*

See Page 31









# IMPORTANT DIRECTIONS TO CUSTOMERS

*No price quoted in this catalog exceeds the O. P. A. ceiling.*

By carefully observing the following directions, mistakes and misunderstandings will be very largely avoided.

## How to Order

Please be careful to sign your name, box number, street or rural route, post office and State on every order. Be sure to tell us your nearest express or freight office should you desire the seed forwarded by express or freight. *Please write plainly.*

## Cash With Order or C. O. D.

Ours is a cash business and our prices are made on that basis. Customers are requested to remit when ordering, and by so doing save the C.O.D. fee charged by express companies, banks, and postal authorities for collecting and returning money.

## Perishable Items Not Sent C. O. D.

Perishable items, such as strawberry plants, rose bushes, nursery stock, seed potatoes, onion sets, etc., are not sent C.O.D. under any circumstances. Remittance must be sent with order.

## How to Send Money

Remittances should be made by post-office money orders, express money orders, drafts or checks.

## Remittance by Stamps

On orders for seeds where the amount is less than 50 cents, we will accept stamps in good condition the same as cash, but we would ask those remitting stamps to wrap them in oiled paper to prevent their sticking together or to the order.

## Export Shipments to Cuba, and the West Indies

For the convenience of our customers in the West Indies we have established the following agencies: M. J. Diaz y Cia, San Martin S/N, Havana, Cuba; Mr. A. C. Kopf, Nueva Gerona, Isle of Pines; Mr. F. C. Albury, Nassau, Bahamas; Sociedad Agricola Cooperativa de Puerto Rico, San Juan, Puerto Rico; Mr. Leslie R. Mordecai, 158 Harbour St., Kingston, Jamaica; Mr. Georges Coupet, P. O. Box A-25, Port au Prince, Haiti.

Each order of pepper or tomato seed sent to Cuba requires an export certificate costing \$3.50 which is prohibitive on small quantities, therefore, Cuban customers should order their pepper and tomato seed from our Cuban agent.

*For direct deliveries outside the continental United States, all prices quoted as "Postpaid" in this catalog are on an f.o.b. Plant City, Florida, basis, and the proper amount for postage must be added to the cost of the seeds.*

## Parcel-Post Rates to Cuba and the West Indies

The parcel-post rate to Cuba and all other points in the West Indies is 14 cents for each pound or fraction thereof. If the net weight of an order is 1 pound or more, 1 pound must always be added to cover weight after being packed for shipment. Packages of merchandise weighing 8 ounces or less are subject to the postage rate of 1½ cents for each 2 ounces or fraction of 2 ounces.

War-time restrictions now in force are as follows: Parcel post packages for export are limited to 11 pounds weight, and 42 inches combined length and girth. Only one package per week may be sent to one addressee. No air express shipments.

## We Pay Postage to Points in Florida

Please bear in mind that the postpaid prices indicated in this catalog include delivery to any point in Florida.

## Prices Subject to Change

This catalog is printed during the early fall months. The market on many items of garden and field seeds, as well as supplies, has not yet been fully established. Consequently, prices on these items indicate value at time these pages are printed. In practically all cases orders will be filled at prices indicated in this catalog, *but during this critical period it must be understood that all prices are subject to change without notice.* Write for special prices on larger quantities.

## Non-Warranty

The Kilgore Seed Company gives no warranty, express or implied, as to the productiveness of any seeds, bulbs or plants it sells, and will not be in any way responsible for the crop. Its liability in all instances is limited to the purchase price of the seeds, bulbs or plants. If the seeds, bulbs or plants are not accepted on these terms, they are to be returned at once in unopened packages.

We test our seeds for germination before we send them to our customers. We have the fullest confidence in the quality of all the seeds we sell, but we have no control over them after they leave our hands. Satisfactory germination and production are dependent upon many factors other than the quality of the seed, such as weather and soil conditions, methods of planting, cultivating, and fertilizing. This is why we cannot give any warranty.

## Stock or Lot Number on all Kilgore's Seed Packages

Every lot of seed distributed by the Kilgore Seed Company will indicate on one end of the back of the envelope, or with large seed like beans and peas on a tag attached to the bag, a stock number or lot number. This stock number is a code reference to our records of the history, performance and production of that particular lot of seed, by means of which we can trace it back to the growers' field where it was produced and to our trial plantings. It is recommended that every commercial grower of vegetables retain the empty packages or tags with the stock numbers from which Kilgore's seed is planted. Correspondence pertaining to the performance of Kilgore's Bred-Rite seeds should include the specific lot number of the seed under consideration to aid investigation.

Save the package or the tag on your Kilgore's Bred-Rite Vegetable seeds, and do not tear off or destroy the lot number on back of envelope containing seed. Be sure to refer to the lot number when you write for further information with reference to germination, performance, etc.

## About Ordering Seeds Early

In some instances where with certain kinds or varieties of seeds it is indicated "seed supply very limited" we advise our customers to order *early*. However, it should be borne in mind that it is never advisable or safe to hold many kinds of vegetable seeds through the summer months in the humid, hot climate of Florida, under which conditions the seed loses its vitality and germinating ability very rapidly. This is particularly true of such seeds as beans, corn, onion, pepper, eggplant, celery, lettuce, carrot and calliflower. With such kinds of seeds it is never safe to hold them several weeks before planting, especially during the summer months in Florida. Whenever seeds are indicated as being in limited supply, they should be ordered as early as possible when ready to plant, or if any quantity is desired they may be ordered or booked with us in advance, and we will hold them for you in our special dehumidified or dry storage room where they will retain their vitality until you are ready to plant them.

## Return of Seeds for Exchange

To safeguard our customers and ourselves, seeds may not be returned if seed package has been broken. In case of error on our part, unbroken packages may be returned within 10 days after shipment and we will gladly make correction at our expense. No customer would want to plant seed that had been returned from broken or opened packages, nor would we feel safe in filling an order with such returned seed. This is one reason we have never followed the policy of putting out our seeds to dealers. Our seeds are never out of our hands until they are sold direct to you thru our mail order department or through one of our own stores or agencies.

## Postal Information

The parcel post weight limit for all zones is 70 pounds. Any weight up to 40 pounds in the first and second zones and 22 pounds in the third zone will usually go just as cheaply by parcel post as by freight or express.

In many sections of Florida that are not easily accessible by freight or express, parcel post service will be found not only far more satisfactory, but more economical. If on a rural route, delivery will be made to your door by mail.

Most Florida points are in the 1st or 2nd Postal Zone; however, Jacksonville north, Live Oak north and west, and points on the East Coast south of Delray Beach are in the 3rd Zone.

First and second zone, first pound 8c, 2 pounds 10c, each additional pound over 2 pounds, add 1c per pound. Third zone, first pound 9c, each additional pound add 2c per pound.

If in doubt about your zone rate, obtain it from your postmaster, and be sure to send enough to cover necessary postage, if the items ordered are not indicated as "postpaid" in this catalog. Do not have your order delayed or reduced by failing to add necessary postage. It will be found plainly stated above each item whether or not it is postpaid. If you send too much, it will be returned to you.

When you order your seeds and supplies to come by express or freight we can send them collect, so you may pay the transportation charges on delivery. When ordering your seeds to be shipped by express or freight, always give your express or freight station, if it is not the same as your post-office.

# FLORIDA HOME GARDENS FOR VICTORY

*Grow Vitamins at your kitchen door for better health and more vitality.*



Under present conditions, every man, woman and child in Florida is faced with a serious responsibility of producing what food he or she can grow in the home garden. This will not only contribute toward winning the war, by releasing just that much food for our soldiers and our Allies, but it will also help to solve the present high cost of living, because under present high prices for fresh and canned vegetables, and with rationing of canned fruits and vegetables, it is much more economical to grow the family vegetable supply than to purchase it in the market.

Food is just as essential toward winning the war as is ammunition. Unless food is supplied to keep our armies and those of our Allies fighting, and the thousands of defense workers working at peak efficiency, the war might go against us. How long would our soldiers, and those of our Allies, be able to continue without food, and seed is the basis of all food? Looking at it in this light, seed is just as valuable as ammunition. Millions of vegetable seeds, small in size, represent mighty power for victory, especially when planted in thousands of home gardens in an agricultural state like Florida. In 1943, American seedsmen supplied seed for 21,000,000 victory gardens in the United States (ten times the normal demand). Florida, with a permanent population of around two million people should have at least 200,000 farm, town and city home gardens this season.

Florida climate and soils are favorable for producing the finest vegetables in the United States. Unlike any other State in the Union, in Florida fresh vegetables can be grown every month in the year, especially during the fall, winter and spring months when they cannot be grown in other sections of the United States. In addition to producing fresh vegetables in your Florida war garden, plans should also be made for preserving vegetables from the garden by canning for home use, which will mean not only better health for the family, but also a material saving in cost.

Doctors, nurses and dieticians all advise the use of a plentiful supply of fresh vegetables in the diet in order to provide the essentials which are so necessary for the health of the human system. Experts tell us that vegetables contain a higher percentage of these body-regulating essentials, such as mineral salts, vitamins and roughage than are contained in any other food or food products. Statistics prove that people who eat lots of fresh vegetables throughout the year have less sickness and fewer doctor bills to pay than people who use fresh vegetables sparingly. The health of our people has become largely dependent upon the output of victory gardens.

Grow more vegetables in Florida home gardens this season. They will materially help in our present victory drive and will produce better health and more vitality. During these critical war times, let our slogan be "What is a Florida home without a vegetable garden?"

**THE KILGORE TRADE MARK**

**KILGORE'S  
BRED-RITE  
SEEDS**

TRADE MARK

*Is Your Assurance of Quality Vegetables in Your Florida Victory Garden.*

# How to Plant Home Garden Vegetables in Florida

Many mistakes may be avoided by following directions given in this table. The time requirements indicated for crops to reach edible size varies, of course, according to the season, varieties and soil conditions. Allowance also must be made for the relative estimate of the yields, due to climatic and soil conditions. However, the averages indicated in the table will be found to be fairly accurate for Florida growing conditions on the basis of many years of observation and experience.

Kind of Vegetable Plant	Number of Running Feet of Row for a Family of 3 or 4 People	Seeds or Plants to Provide for a Family of 3 or 4 People	Depth to Cover in Inches	Space Between Rows	Set Plants from Seedbed or Thin Out to Inches in Row	Approximate Time Required to Produce Crop, from Seed Planted in Garden or from Transplanting Plants to Garden (days)
Beans (Bush).....	200 ft.	4 lbs.	1½ to 2 in.	1½ to 2½ ft.	2 to 3 in.	48 to 56
Beans (Pole).....	80 to 100 hills	½ lb.	1½ to 2 in.	3 to 4 ft.	3 ft. (hills)	63 to 70
Beans (Bush Lima).....	40 ft.	1 lb.	1½ to 2 in.	2½ to 3 ft.	4 to 5 in.	65 to 75
Beans (Pole Lima).....	20 hills	½ lb.	1½ to 2 in.	3 to 4 ft.	3 ft. (hills)	88 to 90
Beet.....	80 ft.	2 oz.	½ to 1 in.	1½ to 2 ft.	2 to 3 in.	56 to 68
Broccoli.....	40 ft.	½ oz. or 25 plts.	½ to 1 in.	3 ft.	18 to 24 in.	60 from plants
Brussels Sprouts.....	25 ft.	15 plants	½ in.	2½ to 3 ft.	18 to 24 in.	90 from plants
Cabbage.....	60 ft.	50 plants	½ in.	2½ to 3 ft.	12 to 18 in.	62 to 98 from plts.
Chinese Cabbage.....	20 ft.	1 pkt. or 25 plts.	½ in.	2½ to 3 ft.	8 to 12 in.	70 from seed
Cantaloupe.....	10 hills	1 pkt.	½ to ¾ in.	4 to 5 ft.	4 ft. (hills)	75 to 100
Carrot.....	50 ft.	½ oz.	½ in.	1½ to 2 ft.	1½ to 3 in.	75 to 92
Cauliflower.....	50 ft.	30 plants	½ in.	2 to 3 ft.	18 to 24 in.	55 to 62 from plts.
Celery.....	25 ft.	100 plants	¾ in.	2 to 3 ft.	3 to 5 in.	105 to 130 from plts.
Celtnce.....	40 ft.	1 pkt.	¼ in.	2 ft.	12 to 15 in.	80
Collard.....	50 ft.	1 pkt. or 35 plts.	½ in.	2 to 2½ ft.	14 to 18 in.	50 to 52 from plts.
Corn (Sweet).....	200 ft.	1 lb.	1 to 2 in.	2½ to 3 ft.	15 to 18 in.	65 to 80
Corn (Roasting Ear).....	300 ft.	1 lb.	1 to 2 in.	3 to 3½ ft.	18 to 24 in.	68 to 87
Cucumber.....	10 hills	1 pkt.	½ to ¾ in.	4 to 5 ft.	2 to 3 ft. (hills)	40 to 50
Eggplant.....	35 ft.	12 plants	½ in.	3 to 4 ft.	36 in.	80 to 85 from plts.
Endive (Escarolle).....	40 ft.	1 pkt. or 50 plts.	¾ to 1 in.	1½ to 2 ft.	9 to 12 in.	90 to 95 from seed
Garlic.....	30 ft.	1 lb.	1 in.	18 in.	4 in.	90
Kale.....	20 ft.	1 pkt.	¼ to ½ in.	2 ft.	15 to 20 in.	70
Kohl Rabi.....	50 ft.	1 oz.	¼ to ½ in.	1½ to 2 ft.	4 to 6 in.	50
Lettuce (Head).....	150 ft.	1 oz. or 150 plts.	¼ to ½ in.	1½ to 2 ft.	10 to 15 in.	66 to 84 from seed
Lettuce (Leaf).....	100 ft.	1 oz. or 100 plts.	¼ to ½ in.	1 to 1½ ft.	10 to 12 in.	46 from seed
Muskmelon.....	10 hills	1 pkt.	½ to ¾ in.	4 to 5 ft.	4 ft. (hills)	75 to 100
Mustard.....	40 ft.	1 pkt.	½ in.	1½ to 2 ft.	6 to 10 in.	40 to 45
Okra.....	75 ft.	2 oz.	1 to 1½ in.	2 to 3 ft.	15 to 20 in.	42 to 45
Onion Seed.....	80 ft.	1 oz. or 400 plts.	¾ to 1 in.	18 in.	2 to 3 in.	90 to 115 from seed
Onion Sets.....	40 ft.	1 qt.	1 in.	18 in.	1 to 2 in.	30 to 60
Parsley.....	50 ft.	1 pkt.	¼ to ½ in.	15 to 18 in.	6 to 8 in.	90
Parsnip.....	50 ft.	1 pkt.	½ in.	18 to 24 in.	3 to 4 in.	120
Peas (English or Garden).....	200 ft.	3 lbs.	1½ to 2 in.	2½ to 3 ft.	2 to 3 in.	50 to 53
Pepper.....	20 ft.	12 plants	½ in.	2 to 3 ft.	18 to 20 in.	60 to 80 from plts.
Potatoes (Irish).....	200 ft.	30 lbs.	1 to 3 in.	2½ to 3½ ft.	9 to 12 in.	75 to 80
Pumpkin.....	12 hills	1 pkt.	½ in.	6 to 8 ft.	5 ft. (hills)	100 to 118
Radish.....	50 ft.	3 pks.	½ in.	15 to 18 in.	1 to 2 in.	21 to 25
Rhubarb.....	20 ft.	12 plants	½ to ¾ in.	3 to 4 ft.	18 to 24 in.	90 from plants
Roselle.....	25 ft.	1 pkt.	½ to ¾ in.	5 to 6 ft.	24 to 36 in.	175
Rutabaga.....	40 ft.	1 pkt.	½ in.	2 to 3 ft.	5 to 6 in.	90
Salsify.....	25 ft.	½ oz.	1 to 1½ in.	18 in.	2 to 4 in.	120
Spinach—Savoy.....	75 ft.	2 oz.	½ in.	16 to 20 in.	2 to 4 in.	40
Spinach—New Zealand.....	25 ft.	1 oz.	¾ to 1 in.	3 ft.	20 in.	60
Squash (Bush).....	12 hills	1 pkt.	½ to 1 in.	3 to 4 ft.	3 to 3½ ft. (hills)	42 to 52
Squash (Running).....	10 hills	1 pkt.	¾ to 1 in.	8 to 10 ft.	5 to 6 ft. (hills)	100 to 115
Swiss Chard.....	40 ft.	½ oz.	½ to 1 in.	1½ to 2 ft.	4 to 6 in.	58 to 60
Tomato—To grow on ground.....	150 ft.	50 plants	½ in.	3½ to 5 ft.	30 to 36 in.	70 to 90 from plts.
Tomato—Staked and Pruned.....	75 ft.	50 plants	½ in.	3 ft.	15 to 18 in.	70 to 90 from plts.
Turnip.....	60 ft.	1 pkt.	½ in.	15 to 20 in.	2 to 3 in.	35 to 50
Watermelon.....	10 hills	1 pkt.	½ to 1 in.	8 to 10 ft.	6 to 8 ft. (hills)	88 to 100

## THE KILGORE SEED COMPANY

A Florida Institution

GENERAL OFFICES AND MAIL ORDER DEPARTMENT, PLANT CITY, FLORIDA

Twelve Kilgore Seed Stores Serving Florida, located at:

Belle Glade  
Gainesville  
Homestead

Miami  
Pahokee  
Palmetto

Plant City  
Pompano  
Sanford

Vero Beach  
Wauchula  
West Palm Beach

# Location and Plan of the Home Garden

A level, well drained piece of ground, conveniently located to the house should be selected for the garden. If possible, it should be located where it can be irrigated if necessary. The garden should be located away from hedges, large trees or the shade of buildings, and on the farm it should be well fenced to protect it from rabbits, chickens and other animals.

After selection of a location, and determining the size of the garden, a list of vegetables to be planted should be made. In selecting the vegetables to plant, primary consideration should be given to the likes of the family, also to the size of the garden plot available. The use of a large number of vegetables gives variety to the diet.

In order to obtain the maximum yield of vegetables at a minimum expenditure of time and money, a map or plan of the garden should be made out on paper, showing the various vegetables to be grown, and their position in the garden, indicating length of rows and the space between rows. In the case

of a small, backyard garden, entirely worked by hand, the rows should be placed as close together as possible, so that large quantities of vegetables may be produced on a limited space. However, in large farm gardens that are most often cultivated by mule drawn tools, or other equipment used in the fields for this purpose, the rows should run the long way of the plot, and all crops should be in rows at least 2 to 2½ feet apart. A half acre Florida farm garden properly planned should provide enough fresh vegetables and for canning to supply a medium size family the year around. A small city garden, cropped intensively, may be made to produce enough fresh vegetables for immediate consumption throughout the year for a small-sized family.

The planting data given on page 3 of this catalog will help greatly in preparing a plan since seed requirements, planting depths, planting distances and time of maturity, which are necessary for the design of any garden plan, are given.

---

## Making a Seed Bed to Start Vegetable Plants

Small seeds such as lettuce, cabbage, collard, pepper, eggplant, tomato, etc. should always be sown in a seed bed and the young plants transplanted to the field or garden. A shallow box or flat may be used for this purpose, or a small plot in the garden may be set aside to use as a seed bed for starting plants for transplanting. The soil in the seed bed or flat must be put in perfectly fine condition, and in the seed bed it should be made into beds four to six inches high, to prevent overflow in case of heavy rains. When the soil in the seed bed is in condition—thoroughly and finely pulverized, fertilized with 2 to 3 pounds per 100 sq. ft. of a commercial fertilizer such as Vigoro or a 5-10-5 Victory Garden fertilizer mixture, applied at least a week to ten days before sowing seed, moist, and made perfectly smooth and level—sow the seed in rows about six inches apart. Very fine seed, like celery, should not be covered with soil, but may be pressed lightly into the soil with a light roller or with a wide board. Larger seeds like tomato, pepper, and cabbage may be covered, not over ½ inch deep.

We recommend the use of burlap or white muslin as a cover over the seed bed, stretching it on a three or four foot wide tent-shaped or slanting frame built over the seed bed, with the sides about 10 to 12 inches from the ground to provide ample circulation of air under the cover. If plants are being started in late summer for fall planting, the seed bed cover will serve

as a shade to protect seedlings from the hot sun, also to break the force of heavy rains. If plants are started in winter for a spring crop, this seed bed cover will protect seedlings from frost or freezes. It may be also advisable to use ground covers of burlap or old fertilizer bags. When seeds begin to germinate these ground covers should be removed immediately to prevent leggy or spindly plants. After the seed is sown, it is desirable to sprinkle every evening or oftener if necessary with cool water by means of hand sprinkling pots in order to keep the soil cool and moist, which tends to increase germination of seeds during the hot summer months.

Success in getting transplanted plants to grow satisfactorily depends very much upon how the plants are grown in the seed bed. For a week or ten days before transplanting, the plants in seed bed should be gradually hardened. This means leaving the cover off the plants for a week or so before transplanting, and water should be withheld from the plants during this period. When plants in seed bed are about six inches high they are ready to transplant into the field or garden, preferably on a cloudy day or toward evening. Water the plants thoroughly several hours before removing from seed bed, and again immediately after setting. To grow good vegetables, a large supply of moisture and fertilizer is essential until the crop is ready to harvest.

---

## Preparation and Fertilizing of the Soil For the Home Vegetable Garden

The soil in the garden should be carefully and well prepared. Bermuda grass and weeds should be removed with all roots. A little extra time spent in preparing the soil for planting will save many hours of hoeing later in the season. It is best to spade or plow, and apply commercial fertilizer to the soil ten days to two weeks before planting in order to avoid burning the seed or young plants.

Well rotted animal manure may be used as a fertilizer, at the rate of approximately 25 to 30 lbs. of manure, and 2½ to 3 lbs. of Acid Phosphate for each 100 square feet of garden. If manure is not available, leaf mold or black muck or hammock soil are ideal materials to work into the garden soil. If none of these materials are available, a two or three inch layer of horticultural grade peat moss (Page 58) may be worked into the garden soil. This material is clean and easy to handle, and is a wonderfully effective material for breaking up hard soil, making it mellow, or for adding humus to sandy soil, making it more retentive of moisture and fertilizer materials. After this peat moss is worked into the soil, an inch or two inch layer of Wizard Brand Sheep manure along with a liberal application of a good garden fertilizer such as Vigoro or a

special Victory Garden fertilizer such as a 5-10-5 mixture (see page 58) should be used, applying one of these fertilizer materials broadcast at the rate of 4 to 6 lbs. per 100 square feet. If this material is raked into the surface soil a week or ten days before planting you will have the foundation for an excellent vegetable garden. If the fertilizers are applied just before planting, they are very liable to burn the young seedlings as they emerge from the seed.

After the vegetable plants are well started in the garden, a complete fertilizer such as Vigoro, or a special Victory Garden fertilizer mixture, 5-10-5 formula, (see page 58) applied lightly on either side of the row of vegetables, but not in contact with the leaves or stems to avoid burning, every two or three weeks will make thrifty plants which produce an abundant supply of high quality vegetables for the home table.

Note:—All materials indicated above, such as Wizard Brand Sheep Manure, Peat Moss, Acid Phosphate, Vigoro, and the 5-10-5 Victory Garden fertilizer mixture, are available at all Kilgore Seed stores, and in our mail order department at Plant City, Florida. (See page 58).

# What Vegetables and When to Plant in Florida

**JANUARY AND FEBRUARY**—Bush Beans, Beet, Brussels Sprouts, Cabbage, Chinese Cabbage, Cantaloupe, Carrot, Cauliflower, Celtnce, Collard, Corn—Sweet and Roasting Ear, Cucumbers, Eggplant, Endive, Kale, Kohl Rabi, Lettuce, Mustard, Onion Seed, Onion Sets, Parsley, Parsnip, Peas—English or Garden, Peppers, Potatoes, Radish, Romaine, Rutabaga, Salsify, Spinach, Squash, Swiss Chard, Tomatoes, Turnip, Watermelon.

**MARCH**—Bush, Pole and Lima Beans, Beet, Cabbage, Cantaloupe, Carrot, Collard, Corn—Sweet and Roasting Ear, Cucumbers, Eggplant, Kale, Kohl Rabi, Lettuce, Mustard, Okra, Potatoes, Pumpkin, Radish, Roselle, Spinach—New Zealand, Squash, Swiss Chard, Tomatoes, Turnip, Watermelon.

**APRIL**—Bush and Pole Beans, Cantaloupe, Collard, Mustard, Okra, Pumpkin, Radish, Roselle, Spinach—New Zealand, Turnip, Watermelon.

**MAY**—Pole Beans, Collard, Mustard, Okra, Pumpkin, Spinach—New Zealand.

**JUNE**—Collard, Eggplant, Mustard, Okra, Pepper, Rutabaga, Spinach—New Zealand, Turnip.

**JULY**—Celery, Collard, Eggplant, Mustard, Okra, Pepper, Rutabaga, Spinach—New Zealand, Turnip.

**AUGUST**—Broccoli, Brussels Sprouts, Cabbage, Chinese Cabbage, Cauliflower, Celery, Celnce, Collard, Cucumber, Eggplant, Endive, Garlic, Kale, Lettuce, Mustard, Okra, Onion Sets, Pepper, Potatoes, Radish, Rutabaga, Spinach, Squash, Tomato, Turnip.

**SEPTEMBER**—Bush Beans, Beet, Broccoli, Brussels Sprouts, Cabbage, Chinese Cabbage, Carrot, Cauliflower, Celery, Celnce, Collard, Cucumber, Endive, Garlic, Kale, Kohl Rabi, Lettuce, Mustard, Okra, Onion Seed and Sets, Parsley, Parsnip, Peas—English or Garden, Potatoes, Radish, Rhubarb, Romaine Lettuce, Rutabaga, Spinach, Squash, Swiss Chard, Tomato, Turnip.

**OCTOBER**—Bush Beans, Beet, Broccoli, Brussels Sprouts, Cabbage, Chinese Cabbage, Carrot, Cauliflower, Celery, Celnce, Collard, Endive, Garlic, Kale, Kohl Rabi, Lettuce, Mustard, Onion Seed and Sets, Parsley, Parsnip, Peas—English or Garden, Potatoes, Radish, Rhubarb, Romaine, Rutabaga, Spinach, Swiss Chard, Turnip.

**NOVEMBER**—Beet, Broccoli, Brussels Sprouts, Cabbage, Chinese Cabbage, Carrot, Cauliflower, Celnce, Collard, Eggplant, Endive, Garlic, Kale, Kohl Rabi, Lettuce, Mustard, Onion Seed and Sets, Parsley, Parsnip, Peas—English or Garden, Pepper, Potatoes, Radish, Rhubarb, Romaine, Rutabaga, Spinach, Swiss Chard, Turnip.

**DECEMBER**—Beet, Broccoli, Brussels Sprouts, Cabbage, Chinese Cabbage, Carrot, Cauliflower, Celery, Celnce, Collard, Eggplant, Endive, Kale, Kohl Rabi, Lettuce, Mustard, Onion Seed and Sets, Parsley, Parsnip, Peas—English or Garden, Pepper, Potatoes, Radish, Romaine, Rutabaga, Spinach, Swiss Chard, Tomato, Turnip.

# What Field Crops and When to Plant in Florida

**JANUARY AND FEBRUARY**—Rape, Rye.

**MARCH**—Beans—Soy and Velvet, Benne, Chufas, Clovers—all except Alyce, Corn—Field and Kaffir, Cowpeas, Crotalaria, Grasses—all except Dallis, Millet, Peanuts, Rape, Rice, Sorghum, Sunflower, Wheat—Egyptian.

**APRIL**—Beans—Soy and Velvet, Beggarweed, Benne, Chufas, Clovers—Alyce, Corn—Field and Kaffir, Cowpeas, Crotalaria, Grasses—all except Cheat, Dallis, Millet, Peanuts, Rice, Sorghum, Sunflower, Wheat—Egyptian.

**MAY**—Beans—Soy and Velvet, Beggarweed, Benne, Chufas, Clover—Alyce, Corn—Field and Kaffir, Cowpeas, Crotalaria, Grasses—all except Cheat, Dallis, Millet, Peanuts, Sesbania, Sorghum, Sunflower, Wheat—Egyptian.

**JUNE**—Beans—Soy and Velvet, Beggarweed, Benne, Chufas, Clover—Alyce, Corn—Kaffir, Cowpeas, Crotalaria, Grasses—all except Cheat, Dallis and Carpet, Millet, Peanuts, Rice, Sesbania, Sorghum, Sunflower, Wheat—Egyptian.

**JULY**—Beans—Soy and Velvet, Beggarweed, Chufas, Corn—Kaffir, Cowpeas, Grasses—all except Cheat, Dallis and Carpet, Millet, Rice, Sesbania, Sorghum, Sunflower, Wheat—Egyptian.

**AUGUST**—Cowpeas, Grasses—all except Cheat, Dallis and Carpet, Millet, Sunflower.

**SEPTEMBER**—Grasses—all except Carpet and Sudan, Rape and Rye.

**OCTOBER**—Clovers—all except Alyce, Grasses—all except Sudan, Oats, Rape, Rye.

**NOVEMBER**—Clovers—all except Alyce, Grasses—all except Bermuda and Sudan, Oats, Rape, Rye.

**DECEMBER**—Clovers—all except Alyce, Grasses—Bahia and Dallis, Oats, Rape, Rye.

See pages 38 to 45 for complete cultural directions on Field Corn, Grasses, Clovers and Field Crops in Florida.

# What Flowers and When to Plant in Florida

<i>Kind of Flower—When to Plant*</i>	<i>Kind of Flower—When to Plant*</i>	<i>Kind of Flower—When to Plant*</i>
AGERATUM OR FLOSS FLOWER—Sept. thru March	CYNOGLOSSUM OR CHINESE FORGET-ME-NOT—Sept. thru March	MORNING GLORY—March thru June
ALYSSUM—Sept. thru Jan.	CYPRESS VINE—March thru May	NASTURTIUM—Sept. thru March
ARCTIOTIS OR AFRICAN DAISY—Sept. thru Jan.	DAISY—SHASTA—Sept. thru Jan.	PANSY—Sept. thru Dec.
ASTER—Sept. thru April	DIANTHUS OR CHINESE PINKS—Sept. thru March	PLOX—Sept. thru Feb.
BABY'S BREATH OR GYPSOPHILA—Sept. thru Jan.	GAILLARDIA OR BLANKET FLOWER—Any month of the year	POPPY—CALIFORNIA—Sept. thru Jan.
BACHELOR'S BUTTON OR CENTAUREA—Sept. thru Jan.	GLOBE AMARANTH—Feb. thru July	PETUNIA—Sept. thru June
BALSAM, DOUBLE CAMELLIA-FLOWERED—Sept. thru March	GOURD (ORNAMENTAL)—Feb. thru May	PORTULACA OR SUN PLANT—Feb. thru Aug.
BEAN—SCARLET RUNNER—Feb. thru May	HELIANTHUS OR ORNAMENTAL SUNFLOWER—Feb. thru Aug.	QUEEN ANNE'S LACE—Sept. thru Jan.
BLUE LACE FLOWER OR DIDISCUS—Sept. thru Jan.	HELICHRYSUM OR STRAWFLOWER—Sept. thru March	SALVIA—Sept. thru June
CALENDULA—Sept. thru Jan.	HOLYMOCK (GIBBAN)—Aug. thru Jan.	SCABIOSA OR MOURNING BRIDE—Sept. thru Dec.
CALLIOPSIS—Sept. thru Feb.	LARKSPUR—Nov. thru Jan.	SNAPDRAGON OR ANTIRRHINUM—Sept. thru Dec.
CANDYTUFT—Sept. thru Feb.	LUPIN—Sept. thru Dec.	SWEET PEA—Sept. thru Dec.
CARNATION—Sept. thru Dec.	MARGOLD—Feb. thru May and again in Sept.	STATIC—Sept. thru Jan.
COSMOS—March thru May		TITHONIA OR FLORIDA SUNFLOWER—Feb. thru June

See page 46 for complete list of flower varieties for Florida.

\* "Time to plant" indicated is for central and south Florida. In north Florida, many kinds will not withstand the winter cold, and this fact should be taken into consideration with reference to time of planting.

If interested in beautifying the home surroundings with flowers write for "Kilgore's Flower Guide for Florida"

Kilgore Agencies in The West Indies; Havana, Cuba; Nueva Gerona, Isle of Pines; Kingston, Jamaica; Nassau, Bahamas; San Juan, Puerto Rico; Port au Prince, Haiti.



# BEANS

Our Bean seed is high germinating, guaranteed Western-grown stock, from the best western growing areas, all carefully milled, hand picked, graded and fitted for the critical grower.

**CULTURE OF GREEN AND WAX-PODDED BUSH BEANS.** Beans are grown on all types of soil in Florida, and are not very particular with reference to soil requirements. Beans are a very quick maturing crop, and are usually preceded or followed by other crops.

Spring planting in the southern and central part of the State begins January 1 and continues until April. Fall planting starts in August. For a fall crop, plant from the middle of August until the middle of October; for a main crop on the Florida East Coast plant from October to December. Sow seed in drills, 2 to 3 feet apart, dropping a bean every  $1\frac{1}{2}$  to 2 inches, and cover  $1\frac{1}{2}$  to 2 inches deep. Use a high-grade bean or vegetable fertilizer. On muck soils apply 600 to 1200 pounds of fertilizer per acre. On sandy loam apply 1200 to 2000 pounds per acre, making one application. Soil should be

thoroughly prepared, and fertilizer put out from a week to ten days before planting. There is always a risk of the fertilizer burning and killing the vitality of the seed when both are put in at the same time.

For the control of insects and diseases of beans see pages 48 and 50. For bean seed treatment see page 49.

Inoculate bean seed with Nitragin for best results. Hastens maturity, increases yields and enriches the soil. (See page 47.)

The number of days to picking after each variety represents average results secured over a period of years under Florida growing conditions. These figures apply to plantings under normal conditions in Florida, and will vary somewhat in different sections, seasons, and on different soils. However, the number of days indicated will serve to show the relative maturity of different varieties.

## GREEN PODDED BUSH BEANS

Plant 3 pecks to 1 bushel per acre.

In the garden plant 4 lbs. to 200 feet for a family of 3 or 4 people.

All prices quoted are postpaid.

Write for special prices on larger quantities.

**BOUNTIFUL.** (48 days.) A most popular variety for many markets, especially in the east. A vigorous grower, very productive, with very large, beautiful, long, broad, flat, thick pods, slightly curved, of attractive light-green color, entirely stringless, tender, and of excellent quality. A consistently high producer, of attractive appearance and high edible quality.

$\frac{1}{4}$  lb. 15c; 1 lb. 45c; 2 lbs. 80c, Postpaid

**STRINGLESS BLACK VALENTINE.** (48 days.) The plant is large, vigorous, erect and very prolific. The oval pods are nearly straight, dark green, strictly stringless, and of fine quality and delicate flavor. They retain their color and texture in shipping long distances. Very attractive in appearance, of high edible quality and a good shipper.

$\frac{1}{4}$  lb. 15c; 1 lb. 45c; 2 lbs. 80c, Postpaid

**TENDERGREEN.** (50 days.) This variety is becoming more and more popular due to its consistently high productivity and excellent shipping qualities. It is a little earlier than Giant Stringless, and the plants are large, erect, and thick stemmed. The pods average six inches in length, are attractive in appearance, being nearly straight, round, fleshy, dark green, absolutely stringless, and of excellent quality. Our strain of this variety has been developed for uniformity in shape, size and color. A most desirable, high quality variety to grow for home use and for market. A sure cropper, even under relatively poor growing conditions.

$\frac{1}{4}$  lb. 15c; 1 lb. 45c; 2 lbs. 80c, Postpaid



A typical row of Tendergreen Beans

**FLORIDA BELLE (new)** (50 days.) This new snap bean was developed by Dr. G. R. Townsend of the Everglades Experiment Station, Belle Glade, Fla., and as a result of numerous trial plantings by commercial growers this past season it has shown much promise as a most desirable green snap bean for Florida growing conditions. The seed supply has been increased by us from stock seed secured direct from Dr. Townsend, and we are now offering seed of this new variety for the first time to Florida growers. The Florida Belle is the result of a cross between Stringless Black Valentine and U. S. No. 5 Refugee. It has been selected for resistance to rust and mildew, vigor, tolerance to heat and drought and productivity. It produces a large, vigorous, upright growing bush with dark green foliage. The pods are six to seven inches long, slightly oval, intermediate between flat and round, straight, with a very attractive light green color. When ready to pick, the pods are stringless and have a minimum amount of fiber. The Florida Belle is one of the very few varieties given an Award of Honorable Mention in the All America trials for 1943, which indicates its wide adaptability and excellent, desirable characteristics. This new variety should be given a fair trial by every Florida bean grower this season.

*Seed supply extremely limited.*

$\frac{1}{4}$  lb. 20c; 1 lb. 60c; 2 lbs. \$1.10, Postpaid

**PLENTIFUL.** (50 days.) A very heavy yielder developed from a cross of Bountiful and Sure Crop Wax. Plants more spreading in growth than Bountiful, and should be given a little wider spacing in the row. Somewhat more resistant to rust than Bountiful and other varieties. The pods are longer, slightly thicker, and narrower than Bountiful, flat, straight, and of medium deep green color. Pods should be picked frequently, otherwise they take on a slick, shiny or glossy appearance, which is objectionable from a marketing standpoint. Carries well to distant markets and is an ideal shipper. They are brittle, tender, stringless and have a distinctive flavor.

$\frac{1}{4}$  lb. 15c; 1 lb. 45c; 2 lbs. 80c, Postpaid

**GIANT STRINGLESS GREEN POD.** (52 days.) A favorite with Florida truck-growers and in great demand on many markets, especially in the Middle West and South. Pods are round, long, meaty, and entirely stringless when young or old, of excellent quality, and a very heavy yielder.

$\frac{1}{4}$  lb. 15c; 1 lb. 45c; 2 lbs. 80c, Postpaid

**FULL MEASURE (Long Round Green Pod).** (52 days.) A prolific, entirely stringless, high-quality bean. Pods are straight, long, round, and very fleshy. It is an excellent shipper, and of very attractive appearance. This splendid variety is one of the best round-podded varieties.

$\frac{1}{4}$  lb. 15c; 1 lb. 45c; 2 lbs. 80c, Postpaid



# GREEN PODDED POLE BEANS

Plant 1 peck per acre.

In the garden plant  $\frac{1}{2}$  pound in 80 to 100 hills for a family of 3 or 4 people.

**CULTURE OF GREEN PODDED POLE BEANS.** Pole beans are later in maturing than bush beans, but bear for a longer season, and are extremely productive, yielding more than bush beans, and also produce bigger pods. They are somewhat more tender than bush beans if harvested young. For best results, pole beans should be supported by wires or by good strong poles to keep them off the ground. Poles should be 8 to 9 feet long, and set firmly in the ground, in rows 3 to 4 feet apart, and three feet apart in the row. Plant six to eight seeds around each pole. When plants are well established, thin to two or three plants to a pole. In order to keep pole beans bearing over a long season, it is important to keep them closely picked. Inoculate bean seed with Nitragin for best results. (See page 47.) In order to control soil diseases and get a better stand, it is always desirable to treat bean seed with Spergon before planting. (See page 56.) Pole beans are more susceptible to mildew, rust and other foliage diseases than are bush beans, and therefore should be sprayed with Sulfocide or dusted with sulphur quite often. (See page 56.)

All prices quoted are postpaid.

Write for special prices on larger quantities.

**KENTUCKY WONDER. (Old Homestead.)** (65 days.) This is a popular, green podded, climbing or pole bean, early, and very productive over a long season. Pods are very long, ranging from eight to ten inches, curved, nearly round, with undulating surface. Though thick, they appear slender on account of their great length. Pods are meaty, very brittle, and of good quality if harvested young. The pods hang in large clusters from the top to the bottom of the vine, and can be gathered by the handful. Our strain has been selected for resistance to both rust and powdery mildew.

$\frac{1}{4}$  lb. 15c; 1 lb. 45c; 2 lbs. 80c, Postpaid

**McCASLAN.** (65 days.) A prolific, white-seeded pole bean, of Georgia origin. The seeds being white in color may be used as a green shell bean, although this variety is used most extensively as snap beans when young. A very vigorous grower and heavy producer. The pods are dark green, eight inches long, large, flat, slightly curved, very thick and meaty, stringless, brittle and fine grained, and of excellent quality if harvested young. Because of the high yield of large, attractive pods, this makes an excellent shipping bean for the markets. Well adapted for planting in corn during the spring months.

$\frac{1}{4}$  lb. 15c; 1 lb. 45c; 2 lbs. 80c, Postpaid

**U. S. No. 3 (Rust Resistant.)** (63 days.) Repeated tests for rust resistance and selection for quality and other desirable characteristics were made by the United States Department of Agriculture for several years before releasing this variety. Makes an early maturing, long (7 to 8 inches), round podded bean, entirely stringless at all stages and of exceptionally good quality and very attractive appearance. The pods resemble brown seeded Kentucky Wonder in general appearance, although they are much thicker or plumper on the average under Florida conditions. The seed is white. This variety has become one of the most popular green pole beans grown in Florida for both market and home use.

Sold out. Available Fall 1944.



Kentucky Wonder—a standard variety of Pole Beans

## WAX PODDED BUSH BEANS

Plant 3 pecks to 1 bushel per acre.

In the garden plant 4 pounds to 200 feet for a family of 3 or 4 people.

Prices quoted are postpaid.

Write for special prices on larger quantities.

**SURE CROP OR GOLDEN BOUNTIFUL WAX.** (52 days.) An attractive, bright yellow bean, entirely stringless, early, and exceedingly productive, with very long, thick, semi-flat pods, practically straight and fairly disease resistant. Plants are strong and vigorous, and very hardy. This variety is really a companion of the Green Bountiful, and is similar to it in all respects except color of pod. Beautiful, large, straight, golden yellow pods give it a very attractive market appearance, and in edible quality this variety cannot be excelled.

$\frac{1}{4}$  lb. 15c; 1 lb. 45c; 2 lbs. 80c, Postpaid

**IMPROVED KIDNEY WAX.** (56 days.) This variety is one of the finest and heaviest yielding wax-podded beans. The plants are large, erect, early, and very productive. The pods are long, oval, or semi-round (not flat), light yellow in color, brittle, stringless, fleshy, and of excellent quality.

$\frac{1}{4}$  lb. 15c; 1 lb. 45c; 2 lbs. 80c, Postpaid

# LIMA BEANS

## DWARF OR BUSH LIMA BEANS

Fordhook—Plant 1 bushel per acre.

Henderson—Plant 1 to 2 pecks per acre.

In the garden plant 1 pound to 40 or 50 feet for a family of 3 or 4 people.

**CULTURE OF BUSH LIMA BEANS.** In general, cultural requirements of Bush Lima Beans are similar to those given for green and wax podded bush beans (see page 6). Lima beans are not as hardy as string beans, and the ground should be warm when planting the seed. Fertilizer should be applied about ten days before planting. For bean seed treatment see page 49. Plant in rows three feet apart, dropping a bean every four or five inches in the row, covering an inch deep.

All prices quoted are postpaid.

Write for special prices on larger quantities.

**IMPROVED FORDHOOK BUSH LIMA (Potato Lima).** (75 days.) The most popular and profitable Bush Lima bean in Florida for both fall and spring planting. The plant is of medium size, hardy, fairly disease resistant and very productive. The seeds are large, very thick, plump, crowded in the pod and of very good quality. The pods of our improved strain of this variety are dark green, very large, with a heavy, thick side wall and heavy straight back, giving them body and holding up qualities for long distance shipments. Our Improved strain makes more attractive, much larger, wider, longer pods, which are more uniformly filled with four large seeds than with other strains, giving them a larger and plumper appearance. This is why lima beans grown from our improved strain bring a premium on the buyer's platform and on the markets.

¼ lb. 15c; 1 lb. 50c; 2 lbs. 90c, Postpaid

**HENDERSON BUSH LIMA (Baby Lima).** (65 days.) This is a very early variety, hardy, and a sure cropper. The plants are small, disease-resistant, and very productive. The pods are small in size, very short and narrow, thin, flat, straight to slightly curved.

¼ lb. 15c; 1 lb. 45c; 2 lbs. 80c, Postpaid

## POLE LIMA BEANS

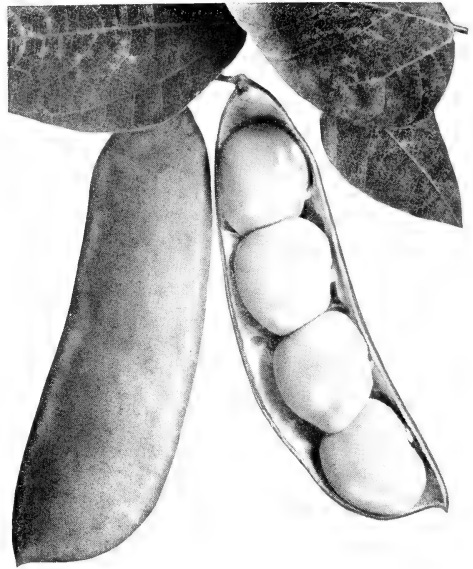
Plant 1 peck per acre.

In the garden plant ½ pound in 20 hills for a family of 3 or 4 people.

Culture similar to Green Podded Pole Beans. (See page 7.)

**IMPROVED CHALLENGER POLE LIMA (Pole Fordhook).** (90 days.) Challenger is the most popular of all pole lima beans. The plant is of vigorous growth, hardy, a good climber, and very productive. Pods are similar to Fordhook Bush Lima in size and appearance, being large in size, long, blunt, fairly wide, and very thick, plump and straight. Seed also similar to Fordhooks, being large, very thick, plump, crowded in pod and of excellent quality. Very desirable for home use and local markets where a high yield and continuous supply of large pods and beans over a long season is desired.

¼ lb. 15c; 1 lb. 50c; 2 lbs. 90c, Postpaid



Improved Fordhook Bush Lima Beans

## BUTTER OR GREEN SHELL BEANS

Used principally as Green Shell Beans, like Lima Beans

Old Florida Pole—Plant 1 peck per acre.

Old Florida Bush—Plant 1 to 2 pecks per acre.

Dwarf Horticultural Bush—Plant 1 to 2 pecks per acre.

In the garden plant 1 pound to 40 feet with bush, ½ pound in 20 hills with pole for a family of 3 or 4 people.

Prices quoted are postpaid.

Write for special prices on larger quantities.

**OLD FLORIDA POLE.** (75 days.) Culture similar to Green Podded Pole Beans (See page 7). Plant is tall, vigorous, and very prolific over a long bearing season. Pods, borne in clusters, are of medium size, flat, containing an average of 3 medium-sized, flat seeds. Seeds are of buff color spotted with reddish brown. A dependable, prolific variety for Florida.

¼ lb. 15c; 1 lb. 45c; 2 lbs. 80c, Postpaid

**OLD FLORIDA BUSH.** (65 days.) Culture similar to Bush Lima Beans. This variety is similar to Old Florida Pole, but produces a bush or dwarf plant. Plant is small to medium in size, spreading, with semi-runners resembling somewhat Henderson's Bush Lima. Pods are flat, containing 3 to 4 beans. The seeds are small, flat, and of light buff color. It is earlier than Old Florida Pole, very prolific, drought-resistant, a sure cropper, and of good quality.

¼ lb. 15c; 1 lb. 45c; 2 lbs. 80c, Postpaid

**DWARF HORTICULTURAL BUSH OR SPECKLED CRANBERRY.** (62 days.) Culture similar to Bush Lima Beans. Plants of vigorous growth, very erect, straight and compact, with a tendency to grow short runners, and exceedingly productive. The broad pods mature several days later than other strains of Dwarf Horticultural, but are much longer (5 to 6 inches long), and produce heavier yields. The pods and seeds are exceptionally well splashed with an attractive bright red. This is the most attractive strain of the horticultural group.

Sold out. Available Fall 1944.

# BEET

Plant 6 pounds per acre.

In the garden plant 2 ounces to 80 feet of row for a family of 3 or 4 people.

**CULTURE.** Successful culture demands good soil, to which has been applied 600 to 1,200 pounds per acre of good standard vegetable fertilizer, 4-7-5 mixture. Plant seeds in rows 1½ to 2 feet apart and when 3 inches high thin out to 2 or 3 inches apart in the row. In Florida, sow from latter part of September to March. For seed treatment see page 49.

Prices quoted are postpaid.

Write for special prices on larger quantities.

Seed supply of all varieties limited.

**KILGORE'S EARLY BLOOD-RED MARKET.** (56 days.) One of the earliest and finest Beets ever introduced. Uniform in shape, size, and color. Roots very attractive in appearance, slightly flattened, almost globe-shaped, entirely free of fibrous roots or strings, of dark red color outside; flesh of deep purple color with very little zoning.

Pkt. 10c; oz. 35c; ¼ lb. 95c; 1 lb. \$3.25

**CROSBY'S EGYPTIAN.** (60 days.) This standard variety produces Beets of uniform flattened globe shape, very much flattened at the top, of deep red color outside, with a deep purple color with little zoning inside. Sweet and tender.

Pkt. 10c; oz. 35c; ¼ lb. 95c; 1 lb. \$3.25

**VERMILION OR FERRY CROSBY (Light Red Strain).** (60 days.) A selection from Crosby's Egyptian, with small tops and almost globular shaped roots. Roots are bright carmine-red. Flesh is bright vermilion-red. Heavy truck demand for southern markets.

Pkt. 10c; oz. 35c; ¼ lb. 95c; 1 lb. \$3.25

**DETROIT DARK RED.** (68 days.) A very desirable, globe-shaped Beet, of dark red color, outside as well as inside, without white zoning; sweet and of excellent quality.

Pkt. 10c; oz. 35c; ¼ lb. 95c; 1 lb. \$3.25

## BRUSSELS SPROUTS


Sow ¼ pound in seed-bed to plant an acre.

In the garden sow 1 packet in seed bed for 15 plants to set 25 feet of row for a family of 3 or 4 people.

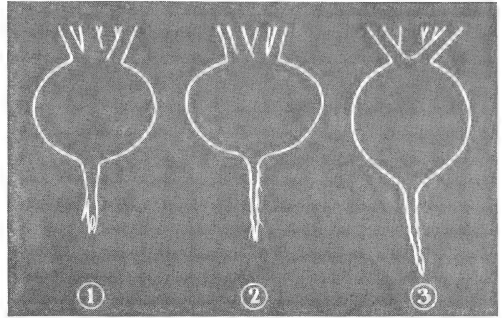
**CULTURE.** Sow seed and cultivate exactly the same as cabbage.

**LONG ISLAND IMPROVED.** (90 days from setting out plants.) Plants grow to a height of about two feet. Stems are thickly set with small, firm, cabbage-like heads, 1½ inches in diameter, maturing small heads successively. Cooked and served like cabbage, and are much more delicate in flavor than cabbage.

Pkt. 15c; ½ oz. 65c; oz. \$1.10; ¼ lb. \$3.40; 1 lb. \$12.50



A Bunch of Italian Green Sprouting Broccoli



Comparison of root characteristics of beet varieties: (1) Early Blood-Red Market; (2) Crosby's Egyptian and Ferry Crosby; (3) Detroit Dark Red.

## SWISS CHARD or SPINACH BEET

**CULTURE.** Plant like beets in the fall, winter, or spring, in rows 1½ to 2 ft. apart, and thin to 4 or 6 inches in the row. Stalks may be cooked and served like asparagus, or the stalks and leaves may be cooked and served as greens like spinach.

**FORDHOOK GIANT.** (58 days.) An outstanding Swiss Chard growing to enormous size. The thick, fleshy, dark green leaves are much crinkled or savoyed, and the pearly white stems are very broad, thick, and fleshy. A very vigorous, hardy grower, producing high yields.

Pkt. 10c; oz. 25c; ¼ lb. 70c; 1 lb. \$2.40

**RHUBARB CHARD.** (New) (60 days.) A new Swiss Chard that looks like Rhubarb. Leaf stalks are of a bright crimson color, which reddish color extends out through the veins into the rich dark green, heavily crumpled leaves. It has a different, tasty, sweet, delicious flavor.

Seed supply very limited.

Pkt. 25c; ¼ oz. 60c; ½ oz. \$1.00; oz. \$1.75

## SUGAR AND STOCK BEET

**CULTURE.** Plant 4 to 6 pounds per acre in rows 2½ to 3 feet apart, and thin to 6 inches apart in the row.

**SUGAR BEET, KLEIN WANZLEBEN.** (85 days.) This variety is one of the most valuable for sugar making and stock feeding.

Pkt. 10c; oz. 25c; ¼ lb. 60c; 1 lb. \$2.00

**STOCK BEET, LONG RED GIANT.** (80 days.) An enormous yielder and one of the very best for dairymen.

Pkt. 10c; oz. 25c; ¼ lb. 60c; 1 lb. \$2.00

## BROCCOLI

Sow ¼ to ½ pound in seed-bed to plant an acre.

In the garden plant ½ ounce to 40 feet of row or sow 1 packet in seed-bed for 25 plants to set 40 feet of row for a family of 3 or 4 people.

**KILGORE'S BRED-RITE ITALIAN GREEN SPROUTING OR CALABRESE.** (60 days from setting out plants to edible stage.) This is the true Calabrese type which is a tremendous yielder. In Florida, seed may be planted in seed-beds from September to January. Plants should be set in rows 3 feet apart, and 1½ to 2 feet apart in the row. Similar to cauliflower, but more hardy, and the so-called head is bluish-green instead of white. When the main head is cut, thick stems form at the base of each leaf on the stalk below. At the end of each branch a medium-sized green head develops. These small heads should be cut with 6 to 8 inches of stem, and tied in bunches for market. Stems, as well as flower-heads, are cooked and served like asparagus or cauliflower. A most delicious and nutritious vegetable.

Pkt. 10c; ½ oz. 25c; oz. 45c; ¼ lb. \$1.40; 1 lb. \$5.00

# CABBAGE

Sow 6 ounces in seed-bed to plant an acre or plant 12 ounces per acre in field.

For the garden, sow 1 ounce in seed-bed for 50 plants to set 60 feet of row for a family of 3 or 4 people.

Seed supply of all varieties extremely limited.



A comparison of Our Extra Early Cabbage Varieties  
1. Early Jersey Wakefield. 2. Charleston Wakefield. 3. Extra  
Early Copenhagen Market.

**Cabbage is a good crop for Florida. In Florida, cabbage may be planted from August to March, but heaviest plantings are made in September and October.**

**CULTURE.** Cabbage is a heavy feeder and should be grown rapidly. Therefore, for best results, plenty of fertilizer should be used—not less than 1000 pounds per acre, and a ton is better. You cannot grow a big, heavy crop of Cabbage on a starvation ration. Where planted in seed-beds, which is the desirable and common practice, plant seed thin in drills 6 inches apart, cover 1 inch deep, using 6 ounces of seed for an acre of plants, and do not make the soil in seed-beds as rich as soil where plants are to be set. When seed is planted in the field, use 12 ounces of seed per acre. Make rows  $2\frac{1}{2}$  to 3 feet apart and set plants 12 to 15 inches apart in row, depending on size of head you wish to produce. If you desire small heads, crowd the plants; for large heads, place farther apart. For the control of cabbage insects and diseases see page 50.

Kilgore's Bred-Rite Cabbage seed has been developed and selected for uniformity, high yield, and trueness to type. To control damping-off disease in seed-beds, it is important to treat cabbage seed with Semesan, or Spergon. (See page 56) To control downy mildew disease in cabbage seed-beds use wettable Spergon (See page 56).

Although our cabbage seed is grown in disease-free territory in the west it is a safe precaution, to control black rot on cabbage, cauliflower, broccoli, turnip, radish and other crucifers, to treat seeds before planting with Bi-Chloride of Mercury. See page 49.

The number of days in parentheses after each variety named indicates the relative number of days to secure marketable heads from setting out plants in the field or garden. From the time seed is sown until the plants are ready for the field or garden thirty to thirty-five days are usually required.

Prices quoted are postpaid.

**EARLY JERSEY WAKEFIELD.** (62 days.) Our stock has been bred and selected especially for earliness. It is a week earlier than the old type Jersey Wakefield and is just as large. Very resistant to cold weather. The small, medium-sized, conical-shaped, pointed heads are very firm, of finest quality, and especially desirable for home use.

Pkt. 10c; oz. 45c;  $\frac{1}{4}$  lb. \$1.40

**CHARLESTON WAKEFIELD.** (72 days.) The heads are larger and broader at the base, not quite so pointed and later in maturing than Early Jersey Wakefield. Of uniform size, very solid, and of very desirable market quality. Very resistant to cold weather and premature seeding.

Pkt. 10c; oz. 45c;  $\frac{1}{4}$  lb. \$1.40

**KILGORE'S BRED-RITE GOLDEN ACRE.** (64 days.) An extremely early, small to medium-sized round-head Cabbage of the Copenhagen Market type, but considerably earlier than most stocks of Copenhagen Market and ahead of some stocks of Early Jersey Wakefield. Our strain of this variety heads up very uniformly and is exceptionally well bred, with inner leaves shorter than the head, and outer leaves growing horizontally.

Sold out. Available early fall 1944.

**KILGORE'S GREEN ACRE.** or Dark Green Copenhagen Market. (66 days.) This round headed, extra early variety produces very compact growing plants, with leaves of glossy dark green color, with the outer leaves growing upright off the ground. The head leaves have a glossy deep green color, and the underlying, overlapping leaves are just as green, giving the head a fresh, green outer appearance, which will always be green, even after long distance shipping and handling. In the case of damaged surface leaves, these may be peeled off without altering the fresh appearance of the head, thus meeting the present day popular demand for "new crop cabbage, fresh and green." This has become one of the most popular varieties of cabbage for southern truck farming, because of its fresher appearance when marketed.

Sold out. Available early fall 1944.

**KILGORE'S EXTRA EARLY COPENHAGEN MARKET.** (68 days.) Our extra early strain of Copenhagen Market has become very popular in all the large important cabbage producing sections of Florida. It is short-stemmed, compact, with very solid, round, medium-sized heads, having few outer leaves, thus facilitating close planting. Our stock is very uniform in shape, and matures practically all at the same time. This uniform maturity is very desirable from a marketing standpoint.

Pkt. 10c; oz. 60c;  $\frac{1}{4}$  lb. \$1.85

**EARLY ROUND DUTCH.** (71 days.) An exceedingly hardy, and dependable variety of round-headed cabbage. Heads are firm and of high quality. Plants vigorous, small, and compact, with erect leaves and short stems. Suitable for close planting, but must be fertilized more heavily if planted close in order to produce size. Very slow to bolt or produce "seeders" and withstands cold weather better than any other early round-headed variety. Especially well suited for muck land production.

Pkt. 10c; oz. 60c;  $\frac{1}{4}$  lb. \$1.85

**MARION MARKET. (Yellows Resistant.)** (78 days.) This is a late maturing strain of Copenhagen Market, resistant to cabbage Yellows Disease. Larger and coarser in growth than Copenhagen, but with the round head and good quality of the regular Copenhagen Market, but makes somewhat heavier yields than Copenhagen Market. Will produce a normal crop on Yellows infected soils where non-resistant strains will fail completely.

Sold out. Available early Fall 1944.

**KILGORE'S BRED-RITE GLORY OF ENKHUIZEN.** (78 days.) A splendid medium-early, round-headed type. Somewhat similar to Copenhagen Market, but slightly later, larger, with a darker green color, and a heavier yield. The large heads are protected by large, over-lapping wrapper leaves. Heads are very solid, uniform in shape, size and maturity, and of excellent shipping and market quality.

Pkt. 10c; oz. 60c;  $\frac{1}{4}$  lb. \$1.85

**ALL HEAD EARLY.** (78 days.) This Cabbage is well named, as it is early for a flat-headed variety and has comparatively few outer leaves, being almost all head. It develops a larger-sized plant than the early pointed and round-headed varieties. The large, solid, deep flat heads are uniform in shape, size, and maturity. Withstands heat and drought better than most other varieties, and is a very heavy yielder.

Sold out. Available early fall 1944.

## CABBAGE (Continued)

**STEIN'S EARLY FLAT DUTCH.** (90 days.) This is an old standard, hardy, winter variety. It produces a very large-sized plant, spreading in growth, with few large, broad outer leaves. The head is of large size, flat, and very solid.

Pkt. 10c; oz. 45c; ¼ lb. \$1.40

**SAVOY CABBAGE, PERFECTION DRUMHEAD.** (90 days.) Savoy cabbage is commonly called "curly-leaf" or "curly" cabbage. It has a distinct flavor which is favored by many people. The plant is of large growth. The large, rich, dark green leaves are uniformly wrinkled or savoyed and curled. The heads are medium in size, hard, and stand a long time without bursting. This is the best variety of the savoy type for Florida.

Pkt. 10c; oz. 60c; ¼ lb. \$1.85

**KILGORE'S RED ACRE.** (72 days.) This variety fills a long felt need in being the only red cabbage that matures very early, only a few days later than Extra Early Copenhagen Market. The plant is very small, compact and makes good sized, round, hard, deep red colored head. Very uniform as to type and color. Especially desirable for muck land production in Florida.

*Seed crop a complete failure.*

No seed available until early Fall 1944.

**KILGORE'S IMPROVED RED DANISH.** (98 days.) This Improved strain of Red Danish is the most highly bred, heavy yielding, and uniform strain yet developed. The plants are of vigorous, but compact growth, every plant producing a hard, heavy head, with excellent dark red color throughout, free from bursting, and an ideal type for shipment. No more uniform, true to type, heavy yielding variety of red cabbage can be secured anywhere. Every plant will produce a good, marketable head. A big improvement over the old Mammoth Red Rock.

Pkt. 10c; oz. 60c; ¼ lb. \$1.85

## CHINESE CABBAGE

Plant 1 pound per acre

In the garden plant one packet to 25 feet of row for a family of 3 or 4 people.

**CULTURE.** This is distinctly a cool-weather plant and should not be planted for a spring or summer crop, because it quickly bolts to seed in hot weather. It should be planted only for a late fall and winter crop. Seeds should be planted in 2½ to 3 foot rows where the crop is to mature, thinning out as the plants develop to stand 8 to 12 inches in the row. May be started in seed-bed and transplanted like cabbage, but usually does better when started in the field or garden where crop is to mature. If started in seed-bed, only half as much seed is required as for field or garden planting. Chinese Cabbage may be used in any raw salad and for plate decoration. It may also be boiled like ordinary cabbage. It is a very tender, healthful vegetable and very nutritious and digestible.

**KILGORE'S IMPROVED PEKIN CELERY CABBAGE.** (70 days from seed planting in field or garden to edible stage.) This strain of Chinese Cabbage surpasses all other varieties of Chinese Cabbage. It is sure heading, maturing into long, slender, very firm, well blanched, crisp, tender and sweet heads, readily salable in any market. The heads become 18 to 20 inches tall, 3½ to 4 inches thick, tapered near the tip. Hardy and of easy culture. Does best as a fall and winter crop. In warm weather in spring it tends to bolt to seed before heading properly. A good shipper and an excellent keeper.

Pkt. 10c; oz. 55c; ¼ lb. \$1.65; 1 lb. \$6.00

## CAULIFLOWER

Sow 4 ounces in seed-bed to plant an acre

In the garden sow one packet in protected seed-bed for thirty plants to set 50 feet for a family of 3 or 4 people.

No crop is affected more in its behavior by weather and soil conditions than is cauliflower. Because of the frequent spells of hot weather and high humidity during the winter months in Florida, which conditions are not conducive for good cauliflower production, it has been difficult to consistently produce this crop to perfection with ordinary varieties and strains of cauliflower seed. We have been working for several years in an endeavor to secure strains of cauliflower which will do well under Florida climatic and soil conditions. As a result of numerous tests and trial plantings, we have found and are now offering strains which are particularly well suited to the high temperature and humidity conditions of Florida.

**CULTURE.** We recommend starting plants in well prepared seed-beds where they can be given proper care and attention. Conditions should be provided for the continuous rapid growth of cauliflower seedlings and plants. A cauliflower plant which has once been checked or stunted in growth will never produce a large, well-formed head. Plant from September to January and cultivate the same as cabbage. Cauliflower needs a very rich soil and plenty of moisture. Just as soon as the head develops to the size of a walnut, it is very important to draw the outer leaves over the head and tie with soft cord to produce attractive, pure white, solid heads.

The number of days in parentheses after each variety indicates the number of days to produce edible heads from setting out plants in the field or garden.

Prices quoted are postpaid.

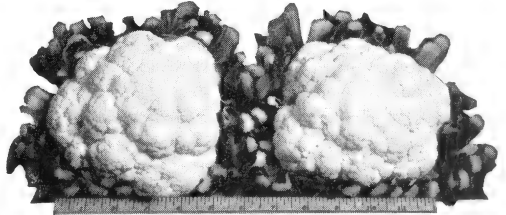
Write for special prices on larger quantities.

**KILGORE'S EARLY SUPER SNOWBALL.** (100 days.) This is a very early maturing strain of the Snowball type, which, because of the curled formation of the leaves over the head protects it from the sun and from freezing. The dwarf, compact plants are strong, vigorous, with many short, large, round, broad, heavy, spreading, light green leaves, and a short, stout stem. The heads are broad, large, smooth, solid, pure white in color, and exceedingly uniform; under proper growing conditions, producing over 90% grade one heads. Highly recommended as an early winter crop, to mature in cold weather.

Pkt. 35c; ½ oz. \$2.25; oz. \$3.50; ¼ lb. \$12.00;  
1 lb. \$40.00

**SNOWDRIFT.** (105 days.) This is one of the surest headers known, and is especially well adapted to withstand the hot, humid climatic conditions prevalent in Florida. The vigorous plants grow larger and taller than Snowball, are more compact and upright in growth, with long, tall, rather narrow, elliptical shape, erect growing, dark green leaves, which protect the head or curd in its early growth. The large, snow-white, attractive heads are very deep, heavy, and firm or solid, even under relatively hot, humid growing conditions, making this an ideal variety for early spring production in Florida. Very free of leafy and ricy heads. This variety should satisfy the most critical growers. A most desirable type for long distance shipment.

Pkt. 35c; ½ oz. \$2.25; oz. \$3.50; ¼ lb. \$12.00;  
1 lb. \$40.00



Kilgore's Snowdrift Cauliflower

# CANTALOUPE and MUSKMELON

Plant 1 to 2 pounds per acre.

In the garden plant 1 packet in 10 hills for a family of 3 or 4 people.

**CULTURE.** General cultural requirements, diseases and insects and their control, similar to those of cucumber. (See page 16.) Should have rather high, light soil. Plant in hills 4 by 5 feet apart, dropping 8 to 10 seeds to a hill. Place fertilizer in the hill and make second application when the vines start to run. Thin out to two plants to the hill when 4 inches high. For an earlier melon crop and to get ahead of the melon worms, use *Hotkaps*. (See page 59.) Treatment of seed before planting with Semesan is advisable. (See page 56.)

Prices quoted are postpaid.

Write for special prices on larger quantities.

**KILGORE'S ORANGE FLESHED ROCKY DEW.** (90 days.) This melon is especially well adapted to climatic conditions in Florida and the West Indies where it originated. The plant is vigorous in growth and disease resistant. The fruits are medium to large, weighing three to six pounds, slightly elongated, ribbed and quite heavily netted. The rind is quite firm, dark green in color turning to a beautiful yellowish cast when ripe. The flesh is a beautiful deep golden orange color, very thick, juicy, sweet, with a delicious flavor.


Pkt. 10c; oz. 30c; ¼ lb. 75c; 1 lb. \$2.50

**COOPER'S SWEETHEART.** (85 days.) Disease and insect resistant, prolific, good shipping quality. The vines are disease resistant and bear a great many small sized melons. Fruits average four inches in diameter and weigh about two pounds, perfectly round, covered with a fine netting, exceedingly hard and firm, resisting melon worms better than other varieties. Ideal for shipping to distant markets. The flesh is a beautiful deep orange, with an exceedingly sweet flavor.

Pkt. 10c; oz. 30c; ¼ lb. 75c; 1 lb. \$2.50

**HALE'S BEST, Improved No. 36.** (75 days.) An improved strain of Hale's Best, developed for uniformity in shape and complete netting, and with sutures or ribs eliminated. Fruits are round in shape, with very heavy, coarse, attractive netting, and average about three pounds in weight. Flesh exceedingly thick, with small seed cavity, deep salmon in color, very sweet and of exceedingly fine quality. The earliest and best shipping cantaloupe for Florida.

Pkt. 10c; oz. 25c; ¼ lb. 60c; 1 lb. \$2.00



Smith's Perfect or Yellow Dew Dessert Melon

**SMITH'S PERFECT OR YELLOW DEW DESSERT MELON.** (New) (90 days.) At last we have found in this dessert melon, which was originated in the West Indies and developed in Florida, a variety that possesses about everything desired for Florida growing conditions. A good vigorous grower, disease-resistant, especially to downy mildew commonly called blight, also resistant to aphids, and a very good commercial type, making medium size ( averaging about four pounds each) fruits, very heavy for their size, perfectly round in shape, covered with a uniform fine netting, free of ribbing, with a thick rind, making it an ideal shipper and market melon. The fruits have a greenish rind, which upon ripening turns to a beautiful greenish-yellow. As the fruits ripen they produce a delicious melon odor. The flesh is very thick, of attractive deep orange color, which has a most delicious flavor. An ideal melon for the Florida home garden, for local market and for shipment to distant markets.

Seed supply extremely limited.

Pkt. 10c; oz. 30c; ¼ lb. 85c; 1 lb. \$3.00

**BANANA.** (95 days.) Grown extensively on the lower East Coast of Florida. Fruits smooth, slender, averaging 14 inches in length, 3 to 5 inches in diameter, weighing about 8 pounds, tapering at both ends. Lemon-colored skin when mature, with pink, or salmon-colored flesh, of delicious eating quality.

Pkt. 10c; oz. 30c; ¼ lb. 75c; 1 lb. \$2.50

## THE KILGORE SEED COMPANY

A FLORIDA INSTITUTION MAINTAINED FOR SERVICE TO  
FLORIDA GROWERS

Twelve Kilgore Seed Stores and Mail Order Department Serving Florida,  
located at points indicated on map.

Since 1909, for thirty-five years, the Kilgore Seed Company has served the truck growers of Florida. Our experience in Florida has qualified us to supply you with seeds and growers' supplies especially suited to Florida conditions.

In addition to an efficient and well organized general office, warehouse and mail order department at Plant City, Florida, the Kilgore Seed Company has established twelve stores at strategic points in central and south Florida for the convenience of its thousands of Florida customers. These stores carry full stocks of seeds and supplies for the Florida grower. Each store, as well as our large mail order department, is in charge of a trained and experienced manager, who will at all times be glad to help you solve your farming problems.

*Kilgore Seeds and Supplies Cover Florida Like the Sunshine*



# CARROT

Plant 4 pounds per acre.

In the garden plant  $\frac{1}{2}$  ounce to 50 feet of row for a family of 3 or 4 people.

**CULTURE.** Sow in good, deeply worked, fine, loose soil, enriched with 800 to 1200 pounds per acre of a good vegetable fertilizer, in drills  $1\frac{1}{2}$  to 2 feet apart, and cover seed  $\frac{1}{2}$ -inch deep. When 2 inches high, thin out to  $1\frac{1}{2}$  or three inches apart. Carrots can be planted in Florida from August to March.

Prices quoted are postpaid.

Write for special prices on larger quantities.

**DANVERS HALF LONG.** (75 days.) Our stock of this variety is half stump or semi-pointed, from 6 to 7 inches in length from the crown to the tip. The shoulder at the crown is from  $1\frac{1}{2}$  to  $1\frac{3}{4}$  inches thick, and tapers uniformly to a thickness of about  $\frac{3}{4}$ -inch just where the root begins to taper to the tip. The tops are a little larger than those of Chantenay, and the crown is flat without a depression. The roots are smooth and attractive in appearance.

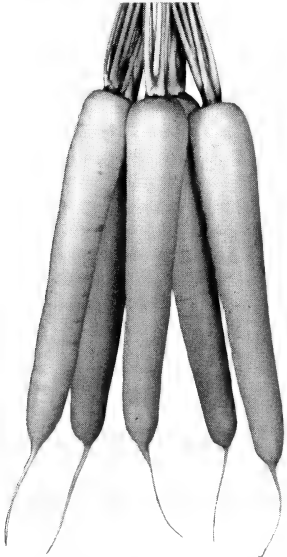
Pkt. 10c; oz. 40c;  $\frac{1}{4}$  lb. \$1.25; 1 lb. \$4.50

**CHANTENAY, Improved.** (72 days.) Our stock of Chantenay runs uniformly smooth and true to type. Roots are of medium length, thick, and very stump-rooted, averaging  $5\frac{1}{2}$  inches long; 2 to  $2\frac{1}{2}$  inches thick at the crown and tapering to 1 to  $1\frac{1}{2}$  inches at the bottom.

Pkt. 10c; oz. 40c;  $\frac{1}{4}$  lb. \$1.15; 1 lb. \$4.00


**KILGORE'S BRED-RITE IMPERATOR.** (77 days.) This variety of carrot has been especially bred and developed to meet the increasing demand on the market for a longer carrot. The roots range from 7 to 8 inches in length, with a shoulder diameter of  $1\frac{1}{4}$  to  $1\frac{3}{4}$  inches. The roots are smooth, uniformly tapered to a semi-blunt end, deep rich orange color, both exterior and interior with comparatively inconspicuous core. The flesh is of rich orange color, extending to the center of the root, with an indistinct core; fine grained, tender and of excellent quality. The tops are of medium size, but strong enough for good bunching. For shipping quality, attractiveness and popularity in the market, Kilgore's Bred-Rite Emperor is superior to other long-rooted varieties.

Pkt. 10c; oz. 45c;  $\frac{1}{4}$  lb. \$1.40; 1 lb. \$5.00



Kilgore's Bred-Rite Emperor Carrot

Developed to Meet the Need for a Better Market Type



Comparison of root characteristics of Carrot varieties. From left to right: Emperor, Coreless or Nantes, Danvers Half Long, Red Core Chantenay, Chantenay Improved.

**KILGORE'S IMPROVED RED CORE CHANTENAY.** (72 days.) This is an improved type of Chantenay. The roots are tapered, less stump rooted, and slightly longer than the old Chantenay, averaging about 6 inches. The interior is solid orange colored without the usual lemon color in the core. The flesh is very tender and sweet, which with the excellent outside color and shape combines to make this variety exceptionally valuable for the market.

Pkt. 10c; oz. 40c;  $\frac{1}{4}$  lb. \$1.25; 1 lb. \$4.50

**CORELESS OR NANTES.** (70 days.) We have the true type, which is long and cylindrical, about  $5\frac{1}{2}$  to  $6\frac{1}{2}$  inches long and 1 to  $1\frac{1}{2}$  inches thick, very stump rooted with a small rat tail. The color is clear orange-red and the core is rather undefined, being of the same color as the flesh so that it is called "Coreless." The tops are small and short, but heavier than ordinary stocks of Nantes, and the root is very fine-grained, tender, delicate, sweet, and of highest edible quality.

Pkt. 10c; oz. 45c;  $\frac{1}{4}$  lb. \$1.40; 1 lb. \$5.00

**IMPROVED LONG ORANGE.** (86 days.) Our stock is the true thick-shouldered strain of Long Orange,  $1\frac{3}{4}$  to 2 inches thick at the shoulders, 10 to 12 inches long, and pointed or rather tapering in a straight line to the tip. The tops are rather large. A very popular variety in many sections of Florida where a very smooth, attractive, reddish-colored, long rooted carrot is desired.

Pkt. 10c; oz. 40c;  $\frac{1}{4}$  lb. \$1.25; 1 lb. \$4.50

**YELLOW BELGIAN STOCK CARROT.** (95 days.) Grown exclusively for stock, very large size, 12 inches long from crown to tip, and  $2\frac{1}{2}$  inches thick at shoulder. The giant among carrots. Pale yellow skin and flesh. Hardy, heavy yielder and very nutritious for stock.

Pkt. 10c; oz. 35c;  $\frac{1}{4}$  lb. \$1.00; 1 lb. \$3.50



# CELERY

Sow  $\frac{1}{2}$  pound in seed-bed to plant an acre.  
For the garden sow 1 packet in a well protected seed-bed for 100 plants to set 25 feet of row for a family of 3 or 4 people.



Typical plants of Kilgore's Green Florida Pascal Celery ready for packing in Howard crates.

## CULTURE OF CELERY

**CULTURE.** First sowings in Florida are made the latter part of June and continue to December. The main sowings for a winter crop are usually made in July or early August, and for the spring crop, grown principally on muck, they are usually made in October and early November. Celery seed is always planted in protected seed-beds. The soil must be put in perfectly fine condition and made into beds 4 to 6 or more inches high, to prevent overflow in case of heavy rains. When in condition—thoroughly and finely pulverized, well fertilized at least 10 days before sowing seed, moist, and made perfectly smooth and level—sow the seed broadcast or in rows 6 inches apart, using 1 pound of seed to from 125 to 150 yards of bed 3 feet wide. The seed should not be covered but may be pressed lightly into the soil with a very light roller or with a wide board.

We recommend use of burlap or white muslin to be used as a cover over the seed-bed, stretching it on a tent-shaped or slanting frame built over the seed-bed, with the sides about 12 inches from the ground to provide ample circulation of air. This seed-bed cover will serve as a shade and also break the force of heavy rains. It is also advisable to use ground-covers of burlap or old fertilizer bags, which have been thoroughly washed out before using to prevent burning of seed sprouts, on the beds when seed is planted, letting them lie flat on the ground until seed begins to germinate. This prevents heavy rains washing seed off the beds and also keeps the ground cooler during hot months, which insures a better stand. After the seed is sown, it is desirable to sprinkle with cool water by means of hand sprinkling pots in order to keep the soil cool and moist, which tends to increase the germination of celery seed during the hot summer months. With surface irrigation, fresh cool water should be circulated continuously around the beds. For the control of insects and diseases of celery see page 51.

When plants in seed-bed are 6 inches high, transplant to the field in double rows 3 to 3½ feet apart, with 7 inches between the double rows, and set the plants 3 to 5 inches apart in the row. The plants may be set in single rows 3 feet apart, allowing 3 to 5 inches between plants in the row. To grow fine Celery, a large supply of moisture and fertilizer is essential from the time the seed is sown in the seed-beds until the crop is ready for harvest. Celery is not a profitable crop to raise without irrigation, and it should receive very heavy applications of high-grade fertilizer, which should be applied before the crop is planted and at frequent intervals during its growth.

The number of days in parentheses after each variety named indicates the relative number of days to marketable stage or harvest from setting out plants in the field or garden. It usually requires about seven or eight weeks to grow plants large enough to set in the field.

## INFORMATION ABOUT KILGORE'S CELERY SEED

During the past twelve years we have specialized in celery seed for Florida. A few of the very best and most ideal plants are selected for stock seed development each year out of thousands of plants in Florida fields. These selected stock seed plants are expressed to our celery breeding grounds in the West where they are planted. Each individually selected plant is enclosed before blossoming in a muslin covered cage, in order to prevent the blossoms from being pollinated by those from other plants. A little seed from each of these individual progenies is then tested in Florida, and the best progenies are planted in succeeding seasons in the West for the production of celery seed for Florida growers. Our stock seed plants are selected in Florida to develop stocks of seed adapted to Florida growing conditions.

Prices quoted on Celery seed are postpaid.

**KILGORE'S GREEN FLORIDA PASCAL.** (130 days.) A very vigorous, compact growing sort, with large, broad, rounded, heavy dark green leaves, and with broad, semi-round, medium long, exceedingly thick, very meaty, solid, smooth, glossy, attractive appearing ribs, and with a relatively low rib count per plant. The ribs or petioles will average about 7½ to 8 inches to the first joint, and plants will range from 20 to 23 inches over all. It develops a much better heart than other varieties of the Green Pascal type. The ribs or stalks are of ideal edible quality, being very tender, extremely brittle, entirely stringless, and exceedingly crisp. Even the outermost stalks possess an unsurpassed flavor and are surprisingly rich and nutty. Our strain of this variety has been developed for a high rib count per plant, and a somewhat taller growth than other strains. This stock is not subject to premature seeding, and is very resistant to blight, cold and heat, and can be grown at any time during the fall, winter or spring in Florida.

Pkt. 20c;  $\frac{1}{2}$  oz. \$1.10; 1 oz. \$1.65;  
 $\frac{1}{4}$  lb. \$5.00; 1 lb. \$18.00

**KILGORE'S NEW SHORT TOP PRIDE.** (115 days.) This new strain of the Pride type has been selected for a shorter, more compact top growth, with almost as long ribs or petioles as the regular Pride. It is especially valuable for early fall production on muck, when the regular Pride may have a tendency to grow too tall and leafy. It is somewhat slower in growth than regular Pride, requiring about ten days more time to make. An exceedingly well selected, uniform, hardy stock, withstanding poor growing conditions somewhat better than other varieties of the "Special" type. Especially valuable for close culture on muck where rows are 20 to 24 inches apart.

Pkt. 20c;  $\frac{1}{2}$  oz. \$1.10; 1 oz. \$1.65;  
 $\frac{1}{4}$  lb. \$5.00; 1 lb. \$18.00



# CELERY (Continued)

No vegetable requires more careful handling in seed production than celery. Kilgore's celery seed is not just grown, it is bred, selected and rogued with the best of care and attention under our personal supervision.

Prices quoted on Celery seed are postpaid.

Write for special prices on larger quantities.

**SCHNECK'S IMPROVED FLORIDA GOLDEN NO. 15.** (115 days.) After many years of breeding, selecting, and testing by our breeding department, we introduced this improved variety. It is intermediate between the Old Golden and Special or Golden Plume types, possessing the desirable characteristics of both types. It is recommended especially for a Florida mid-winter crop because it withstands cold weather better than most varieties of the Special or Golden Plume type. Our Improved stock has been selected for uniformly long, thick, round ribs, large full hearts of rich golden yellow color, and for heavy yields of good sizes. The ribs average eight to ten inches to the first joint, are not thin and flat, but are rounded and exceptionally thick. The plants range from 21 to 24 inches over all, making a most attractive pack. This is one of the best varieties for a mid-winter crop in Florida.

Pkt. 15c; ½ oz. \$1.00; oz. \$1.50; ¼ lb. \$4.00;  
1 lb. \$15.00

**KILGORE'S IMPROVED PRIDE (Regular Strain).** (105 days.) The Kilgore Seed Company has spent a great deal of time, effort and expense in improving this stock of the Special or Golden Plume type of celery. It is very early in maturity, produces a vigorous growth, with very broad, flat to semi-round, thick ribs or petioles, eight to ten inches to the first joint, ranging from 22 to 25 inches over all, making a very attractive pack. Unlike other strains of the Golden Plume or Wonderful type, Kilgore's improved strain of Pride bleaches a little slower and does not go soft as quickly. It develops a good heavy heart, and is an exceedingly heavy yielder of good sizes, with large heavy butts. This is an excellent early winter and spring celery for Florida. Has been developed and selected for resistance to premature seed stalk development, and does not go soft or pithy in cold or in hot weather.

Pkt. 15c; ½ oz. \$1.00; oz. \$1.50; ¼ lb. \$4.00;  
1 lb. \$15.00

**KILGORE'S WONDERFUL PEARL SPECIAL.** (110 days.) This highly selected stock blanches quickly, and has been selected for large, full heart formation with extremely broad, flat, thick, medium long ribs or petioles, ranging from 6 to 8 inches to the first joint. Does not bolt to seed readily. The plants range from 18 to 20 inches over all. This is one of the best varieties of winter and spring Celery of the Special or Golden Plume type for Florida muck. Our stock is more resistant to hollow stem, early seeding, and resists Celery diseases better than most stocks of the Special or Golden Plume type. It is an exceptionally heavy yielder of large sizes and one of the finest long-distance shippers. Especially well suited for close culture on muck and for a late spring crop. Requires somewhat heavier fertilization than other varieties.

Pkt. 15c; ½ oz. \$1.00; oz. \$1.50; ¼ lb. \$4.00;  
1 lb. \$15.00

**CORNELL No. 19 WHITE PASCAL. (Ivory)** (120 days.) After several years of testing we have found that this new, heavy yielding variety, developed by the New York (Cornell) Agricultural Experiment Station, is the best strain of the different Cornell White Pascals for Florida growing conditions. It is an easy blanching variety with the thick, fleshy, smooth, glossy rib or petiole, and high edible quality of the green Pascal type. The uniform plants are erect and very compact in growth, with long ribs and short, compact top growth. Plants will range from 20 to 23 inches over all, with ribs or petioles ranging from 7 to 9 inches to the first joint. Stalks bleach readily to a very attractive, waxy white color. Especially well adapted to muckland culture, and for an early and midwinter crop, but not so well suited as a late spring crop in Florida, due to the fact that it is somewhat susceptible to premature seeding in late spring if the young plants in seed-beds or in the field go through a long spell of low temperatures during the late fall or early winter. Must be handled very carefully because it is so brittle, it bruises easily.

Pkt. 20c; ½ oz. \$1.10; 1 oz. \$1.75; ¼ lb. \$5.50;  
1 lb. \$20.00

**TALL NON BOLTING GOLDEN PLUME (Linehart Special).** (New) (115 days.) This new variety of the special type is extremely resistant to bolting during periods of low temperature. It makes a very short, compact top growth with good average length ribs, 7 to 8 inches to the first joint, with enormous size. An extremely heavy yielder, producing a very high percentage of 2½, 3's and 4's when grown on muck.

Pkt. 20c; ½ oz. \$1.10; 1 oz. \$1.75;  
¼ lb. \$5.50; 1 lb. \$20.00



Three Typical Plants of Kilgore's Improved Pride Celery

## CELTUCE

Plant 1 packet to 40 feet of row for a family of  
3 or 4 people.

**CELTUCE.** (New) (80 days.) This new vegetable from faraway western China is easy to grow. Plant forms a rosette of light green leaves which may be used when young as a salad or boiling greens. The central stem or stalk is the most valuable, usable part, which may be eaten either raw or cooked. The lower leaves should be removed, and all the tough outer skin should be peeled or cut off before the stalks or hearts are used, either serve raw as a delicious, crisp, brittle, succulent relish like celery or carrots with salt and mayonnaise, or when cooked they have a very pleasing, delicate, mild flavor. Seed may be planted in garden in rich, moist, fertile soil at any time, preferably during the cool weather of fall and winter, thinning plants to stand 12 to 15 inches apart in two foot rows.

Seed supply very limited.

Pkt. 25c; ¼ oz. 45c; ½ oz. 75c; 1 oz. \$1.25

# CUCUMBER

Plant 2 pounds per acre.

In the garden plant one packet in ten hills for a family of 3 or 4 people.

Kilgore's western-grown Cucumber seed stocks have been especially developed for Florida. Our Cucumber seed stocks are thoroughly tested each season so we know our stocks are true to type and best suited to Florida conditions.

**CULTURE.** Rich, moist, sandy loam soil is the best for growing Cucumbers. The soil should be well fertilized with a good vegetable fertilizer such as a 4-7-5 mixture applied at the rate of 1200 lbs. to a ton per acre a week or ten days before planting. The early "Cukes" are the ones that bring the money, and to get them early you must figure on protecting them with troughs, because they are very sensitive to cold, and sometimes the slightest frost will ruin the crop. Spring planting in Florida begins early in January and continues through February. Plant in rows 4 or 5 feet apart in hills 2 to 3 feet apart in the drill, dropping 6 to 8 seeds in each hill. Sometimes it is very difficult to get a stand early if the ground is wet and cold, as the seed will rot before it germinates. Frequently two or three plantings have to be made to get an early stand. In fact, many successful growers make three and four plantings in between hills at intervals of four or five days so that in case of frost or some disaster to the planting that is already up, there is another stand of seed just ready to come out of the ground, which would mean a gain of six to ten days as compared to planting over again. The time gained by several plantings might mean hundreds of dollars in extra profit by securing earlier maturity, as compared to planting over. Eight or ten days' difference in the time of maturity of an early Cucumber crop often makes an enormous difference in the price and returns from the crop.

Cucumbers are pollinated by either hived or wild bees. Under unfavorable conditions or in isolated locations it is always desirable to provide a strong hive of bees in cucumber fields in order to insure perfect pollination and a good set of fruits. The bees should not be placed in the field until the cucumbers begin to blossom, in order to provide food for the bees so they will remain in the cucumber fields. Without proper pollination the cucumbers are deformed, or at least a large percentage of bottlenecks and nubbins are produced, and a small set of fruits develop, due to lack of bees to facilitate proper pollination of the female blossoms with pollen carried by the bees from male blossoms.

For the control of insects and diseases on cucumbers see pages 48 and 51.

For an earlier Cucumber crop and as a protection against beetles, use *Hotkaps*. (See page 59.)

**It is very important to treat cucumber seed with Semesan before planting. This material kills disease germs in the soil around the young plants. (See page 56.)**

Even though our cucumber seeds are grown in disease-free territory in the West, it is a safe precaution to control anthracnose, scab and angular leaf spot, all of which diseases may be seed borne, to soak the seed for ten minutes, no longer, just before planting, in a solution of corrosive sublimate. (See page 49.)

The number of days after each variety represents the time from seed planting to first picking under average spring or fall conditions in Florida.

Prices quoted are postpaid.

Write for special prices on larger quantities.

**KILGORE'S IMPROVED STRAIGHT-8.** (47 days.) The plant is vigorous in growth, very prolific and produces symmetrical, almost cylindrical fruits. As indicated by the name, the fruits are perfectly straight, averaging about eight inches long, well filled at the ends and when ready for harvest are smooth and dark green in color. Our improved strain is darker green in color than other strains and exceedingly uniform in size, shape and color, making it an ideal packing and shipping type. Especially recommended for fall planting in Florida, but should not be planted for a late spring crop because the fruits have a tendency to be very light in color late in the season.

Pkt. 10c; oz. 30c; ¼ lb. 75c; 1 lb. \$2.50



A Field of Kilgore's Colorado Cucumbers Grown under Troughs in Florida.

## CUCUMBER (Continued)



### Kilgore's Improved "A & C" Cucumbers

*One of the best bred and most popular cucumbers in existence.*

**KILGORE'S IMPROVED "A. & C."** (50 days.) We are offering seed of this popular variety which was produced by us from seed secured from the originator, and on which we have made special selections in an endeavor to improve this splendid strain still further. The vigorous growing, disease resistant vines produce an abundance of uniform, exceedingly dark green cucumbers, averaging 10 inches long. The fruits are of uniform diameter from stem to blossom end, are rather slim, averaging 1¼ to 1½ inches in diameter, without any bulge in the center, and with a slight taper at the ends. This is one of the best bred and most popular strains of cucumber in existence. A very heavy yielder of fancy fruits.

Pkt. 10c; oz. 30c; ¼ lb. 75c; 1 lb. \$2.50

**COLORADO.** (50 days.) This outstanding variety is filling a most important place in the growing of cucumbers in Florida for shipment to northern markets. It holds its intense dark green color and firmness for a long time in transit and on the markets. The fruits are of medium length, averaging from 9 to 10 inches, and are slender, averaging about 1¾ inches in diameter, and are well-filled at both ends, differing from A. & C. in this respect, of exceedingly dark green color with no striping at the blossom end. Very attractive and handsome in appearance and an enormous yielder of extra fancy fruits, far-out-yielding other varieties of this type.

Pkt. 10c; oz. 30c; ¼ lb. 75c; 1 lb. \$2.50

**WAUCHULA STAYS GREEN — —SPECIAL LONG STRAIN.** (40 days.) The plants are exceedingly prolific, producing an enormous crop of fancy fruits, and are extremely early. The fruits average eight inches in length and are smooth, perfectly cylindrical in shape, well-filled at the ends, medium green in color, and very uniform in size, shape and color. This strain is especially well suited for fall and early spring planting in Florida, but not desirable for late spring. It is an enormous yielder.

Pkt. 10c; oz. 30c; ¼ lb. 75c; 1 lb. \$2.50

**GENUINE EARLIEST BLACK DIAMOND.** (42 days.) This is an extremely early, very prolific variety of the white spine type of cucumber. The fruits average seven inches in length, are perfectly cylindrical in shape, smooth and of handsome appearance. Fruits are very dark green in color, holding this color long after they are harvested and on the market. An ideal type for fill pickles and for long distance shipment.

Pkt. 10c; oz. 30c; ¼ lb. 75c; 1 lb. \$2.50

**EARLY GREEN MARKET or MARKETER.** (New) (48 days.) This new variety comes from a cross of Straight-8 and the "A & C" type. It produces a cucumber similar in shape to Straight-8 but one which holds its dark green color much better than does Straight-8, especially in late spring. It has an exceptionally uniform dark green color down to the blossom end, and does not turn yellow on aging. The vine growth is somewhat more vigorous than Straight-8, making it a better spring variety. Green Market is very early and exceedingly prolific, throwing a large number of female blossoms per plant, and it is also quite disease resistant. The fruits are exceedingly uniform in size, shape and color.

Pkt. 10c; oz. 30c; ¼ lb. 80c; 1 lb. \$2.75

## COLLARD

Sow ¼ pound in seed-bed to plant an acre, or plant ½ pound per acre in field.

For the garden sow one packet in seed-bed for 35 plants to set 50 feet of row, or plant two packets in 50 feet of row for a family of 3 or 4 people.

**CULTURE.** Collard is an old standby for winter greens all over the South. May be started in seed-beds or seed may be planted direct in the field, in rows 2 to 2½ feet apart, with plants 14 to 18 inches apart in the row. If it is hot and dry when setting the plants, a moist soil should be selected. Use about 800 pounds of a 4-7-5 fertilizer per acre before setting plants. Collard can be planted every month of the year in Florida, but it grows best and produces the highest edible quality during cool weather. This vegetable should be included in every Florida family garden, as it is very hardy, easy to grow and will furnish an abundance of "greens," high in health-producing vitamins. In harvesting, leaves may be broken from the tall stems, and the plant left to continue to grow and produce more leaves throughout the season. Makes a very healthful dish.

The number of days in parentheses after each variety named indicates the number of days from setting out plants to harvest. It requires about a month in the seed-bed to get plants from seed sowing to transplanting stage.

Prices quoted are postpaid.

Write for special prices on larger quantities.

**LOUISIANA SWEET (Dark Green Strain).** (50 days.) This is an improved strain of the Old Georgia variety, developed by Dr. Julian C. Miller of the Louisiana Agricultural Station. Unlike other Collards the leaf blades develop from the base up the entire length of the leaf-stem, making a very attractive, heavier-foliaged type. The plant has been bred to develop a deep, compact, rosette center with a large mass of thick, tender, dark green leaves entirely free of purple or red color. This new variety is highly recommended for commercial growers and shippers. The tall growing plant is hardy and slow to go to seed.

Sold out. Available about July 1, 1944.

**GEORGIA OR SOUTHERN.** (50 days.) A non-heading type of the cabbage family, very extensively grown for greens in home and commercial gardens in Florida. Plant grows from two to three feet tall, is erect and spreading, with many large, undulated leaves on a white stem. Withstands cold as well as heat, and adverse soil conditions. Adapted to conditions where cabbage will not grow. A high yielding hardy type, of excellent quality when cooked. This is the old standard variety for Florida and the South, and is used more extensively than any other variety.

Pkt. 10c; oz. 15c; ¼ lb. 40c; 1 lb. \$1.25

**CABBAGE COLLARD.** (52 days.) This collard is claimed to have been developed from a cross between Georgia Collard and Jersey Wakefield Cabbage. It inherits the hardness of the collard, and develops a large, loose cluster of cabbage flavored, tender leaves, which can be left on the plant and picked as needed. Plants are rather compact and grow one and one-half to two feet high. Of Georgia origin and well adapted to Florida.

Pkt. 10c; oz. 15c; ¼ lb. 40c; 1 lb. \$1.25



Early Green Market or Marketer Cucumbers

# CORN - SWEET

(For Field Corn,  
See Pages 38 and 39)

Plant 1 peck per acre.

In the garden plant one pound to 200 feet of row for a family of 3 or 4 people.

This is a crop that never fails to bring profitable returns to Florida truckers when put on the market early.

**CULTURE.** Plant in well fertilized rows 2½ to 3 feet apart, dropping 2 or 3 seeds every 15 to 18 inches in the row, leaving one or two plants in a place. When about knee high, apply 200 pounds per acre of a quick-acting fertilizer high in available nitrogen and the same amount again when the corn begins to silk and tassel. This fertilizer application will greatly increase the yield, and will bring your crop to earlier maturity. For bud worms, use Lethane-pyrocide Dust. (See page 55.) Ship in special corn crates, six to eight dozen to the package. Early plantings are made in Florida from January 1 until March.

The number of days indicated for each variety represents the time from seed planting to first harvest under average spring conditions in Florida.

Write for special prices on larger quantities.

**LONG ISLAND BEAUTY.** (80 days.) This is a late sweet corn especially well adapted to Florida. It produces the largest ears of any variety of true sweet corn, the ears ranging from 11 to 12 inches in length, with eighteen to twenty rows of large glistening white kernels. The husks fit very tightly over the tip, making it difficult for the ear worm to enter. The stalks grow to a height of eight to ten feet. Numerous tests have shown this to be one of the heaviest yielding varieties of true sweet corn for Florida.

¼ lb. 15c; 1 lb. 35c; 2 lbs. 60c; postpaid.  
Not prepaid, 11 lbs. (pk.) \$2.40; 44 lbs. (bu.) \$9.00

**STOWELL'S EVERGREEN.** (75 days.) The ears are eight to ten inches long, with fourteen to twenty rows of large, broad, white kernels. Stalks are seven and one-half to eight feet tall. This is an old standard variety of sugar corn for the Florida home garden and market. It is well adapted to Florida growing conditions.

¼ lb. 15c; 1 lb. 35c; 2 lbs. 60c; postpaid.  
Not prepaid, 11 lbs. (pk.) \$2.15; 44 lbs. (bu.) \$8.00

## CORN - ROASTING EAR

Plant 7 pounds per acre.

In the garden plant one pound to 300 feet of row for a family of 3 or 4 people.

**CULTURE.** Same as for sweet corn except given a little wider spacing—in rows 3 to 3½ feet apart, and 18 to 24 inches in the row. Grows more vigorously and is a little later in maturing than most varieties of sweet corn.

The number of days after each variety represents the time from seed planting to first harvest under average spring conditions in Florida.

Write for special prices on larger quantities.

**GENUINE OKLAHOMA SILVERMINE.** (82 days.) Oklahoma Silvermine is a very heavy yielder of exceedingly large, heavy ears, requiring only half as many ears to fill a crate as Iowa Silvermine, and many other roasting ear varieties. The cobs are covered with 14 to 18 rows, and run from 11 inches to 13 inches in length. An exceedingly heavy yielder, very resistant to worm damage, and an excellent variety for shipping, with a heavy dark green husk that does not easily turn color enroute to or on the market. This variety is a standard roasting ear variety grown in central Florida for shipment to northern markets.

¼ lb. 10c; 1 lb. 25c; 2 lbs. 45c, postpaid.  
Not prepaid, 14 lbs. (pk.) \$1.50; 56 lbs. (bu.) \$5.50

**WHITE TUXPAN.** (85 days.) This variety of roasting ear corn is highly recommended for the Everglades muck and South Florida. It grows to a height of 12 to 14 feet. Ears are long, ranging from 12 to 14 inches, large and heavy, with 14 to 16 rows of kernels. Husks are very long and tight, virtually making it impossible for the ear worm to enter. The large ears produced by this variety make it most desirable for shipping and for the market.

¼ lb. 10c; 1 lb. 25c; 2 lbs. 45c, postpaid.  
Not prepaid, 14 lbs. (pk.) \$1.40; 56 lbs. (bu.) \$5.00

**GOLD BOND.** (Improved Golden Bantam.) (65 days.) This variety of yellow sweet corn is similar to Golden Bantam, only slightly later, making it better adapted to Florida growing conditions. The ears are six to seven inches long, with eight to ten rows of large, broad, deep orange-yellow colored kernels. Although the ears are not large, this is more than made up by its deliciously sweet flavor and tenderness. The stalks grow to a height of three to four feet. This is a good, high quality, yellow-kerneled variety for Florida.

¼ lb. 15c; 1 lb. 35c; 2 lbs. 60c; postpaid.  
Not prepaid, 11 lbs. (pk.) \$2.15; 44 lbs. (bu.) \$8.00

**GOLDEN CROSS BANTAM.** (65 days.) Golden Cross Bantam is a true hybrid sweet corn that has done exceptionally well as an exceedingly high quality, yellowkerneled, early variety in Florida. The stalk is very sturdy and vigorous, with exceptionally broad, heavy leaves. Ears are 10 to 14 rows. Kernels are slightly lighter yellow in color than Golden Bantam. It is more uniform, higher yielding, more worm resistant and far superior to any of the ordinary Bantam varieties. Usually produces two ears to the plant, and is a much higher yielder than any other yellowkerneled sweet corn. Especially recommended for home use, fancy local markets and for shipping to select markets. This being a hybrid corn, it is never advisable to save seed for planting.

¼ lb. 15c; 1 lb. 35c; 2 lbs. 60c; postpaid.  
Not prepaid, 11 lbs. (pk.) \$4.75; 44 lbs. (bu.) \$18.00

**COUNTRY GENTLEMAN.** (70 days.) This is one of the richest flavored of all white-kerneled sweet corns. The ears are eight to ten inches long, thickly covered with long, narrow, white kernels, without row formation, and borne on a small cob. It is sometimes called "Shoe Peg" corn because of its long, deep grains. The stalks grow to a height of about seven feet.

¼ lb. 15c; 1 lb. 35c; 2 lbs. 60c; postpaid.  
Not prepaid, 11 lbs. (pk.) \$2.15; 44 lbs. (bu.) \$8.00

(For Field Corn,  
See Pages 38 and 39)

**YELLOW TUXPAN.** (87 days.) This is a large eared, high yielding variety, with 1 to 2 ears per stalk, and is very resistant to adverse weather conditions. As a roasting ear variety it is considerably sweeter and better flavored than whitekerneled varieties. The plant growth, shape and size of ears, husk formation, etc., is similar to White Tuxpan. We highly recommend this variety especially for the Everglades muck and South Florida.

¼ lb. 10c; 1 lb. 25c; 2 lbs. 45c, postpaid.  
Not prepaid, 14 lbs. (pk.) \$1.45; 56 lbs. (bu.) \$5.25

**NORFOLK MARKET.** (Improved Truckers Favorite.) (68 days.) This is a very fine, extremely early roasting ear variety. The ears are medium large, averaging about 10 inches long, with 12 to 14 rows of large, white kernels, with good length grain, very tender, and of splendid eating quality. A very good producer and because of its extreme earliness especially valuable for planting after winter truck crops

¼ lb. 10c; 1 lb. 25c; 2 lbs. 45c, postpaid.  
Not prepaid, 14 lbs. (pk.) \$1.25; 56 lbs. (bu.) \$4.50

**SOUTHERN SNOWFLAKE.** (80 days.) This is one of the heaviest yielding early roasting ear varieties for Florida. The ears are large, 10 to 12 inches long, well filled with 16 rows of large, broad kernels, and of very attractive appearance. The long tight husks protect the ears from worms. Recommended for central and north Florida.

¼ lb. 10c; 1 lb. 25c; 2 lbs. 45c, postpaid.  
Not prepaid, 14 lbs. (pk.) \$1.40; 56 lbs. (bu.) \$5.00

**IMPROVED EARLY WHITE DENT.** (80 days.) An early, heavy yielding variety, producing 1 or 2 large ears per stalk. Ears are 10 to 12 inches long, with 16 to 18 rows of broad kernels. Does exceptionally well in Central and North Florida.

¼ lb. 10c; 1 lb. 25c; 2 lbs. 45c, postpaid.  
Not prepaid, 14 lbs. (pk.) \$1.25; 56 lbs. (bu.) \$4.50

# EGGPLANT

Sow  $\frac{1}{4}$  to  $\frac{1}{2}$  pound in seed-bed to plant an acre.

For the garden sow one packet in seed-bed for twelve plants to set 35 feet of row for a family of 3 or 4 people.



A Field of Kilgore's Bred-Rite Ft. Myers Market Eggplant grown in Manatee County, Florida.

We offer the best eggplant seed for Florida. Our northern seed growing fields are thoroughly inspected each season for trueness to type and freedom from mixture and disease.

**CULTURE.** For a spring crop, plant seed in November, December, and January; for the fall crop, plant in June, July, and August, in muslin or burlap-covered seed-beds. When set in the open, the plants may need some protection from the sun. Many growers use palmetto fans, stuck slanting on the south side of the hill, which will keep the sun from striking the newly set plants with full force. Have rows 3 to 4 feet apart and 3 feet between the plants. Use not less than a ton of high grade fertilizer per acre. For the control of insects and diseases of eggplant see pages 48 and 51.

The number of days in parentheses after each variety named indicates the number of days to first marketable fruits, from setting out plants in the field or garden. It usually requires six to eight weeks to produce plants for field setting.

Prices quoted are postpaid.

Write for special prices on larger quantities.

Seed supply of all varieties extremely limited.

**KILGORE'S BRED-RITE MANATEE SPECIAL.** (82 days.) We were the first to introduce this distinct type of Eggplant, originated and developed in Manatee County, Florida. It possesses characteristics of both Florida High-Bush and Black Beauty varieties. The plants are of high-bush character, being taller and more vigorous than Black Beauty and other low-bush sorts, although not quite so tall as the true Florida High-Bush. The fruits, on the other hand, are shorter and thicker than Florida High-Bush and Ft. Myers Market, oval in shape, and of a beautiful rich black color. They are quite similar to Black Beauty in shape and color. Free of streaked and off-color fruits. The sturdy, vigorous bush holds the fruits well off the ground, thus preventing rot. Extremely early, hardy and very productive, withstanding heat, drought, and heavy rains better than many other varieties.

Sold out. Available early Fall 1944.

**KILGORE'S BRED-RITE FT. MYERS MARKET.** (83 days.) We were the first to introduce this variety, which is today the leading variety grown in Florida, and is gaining in popularity throughout the South, due to the increased demand for this type in Northern markets. Our breeding department has made special selections in order to improve the variety for uniformity in type of plant, size, shape and color of fruit. In numerous tests which we have conducted with our improved strain of this variety in different parts of Florida, we have found it to be superior to others in the fact that it produces immense yields of large sized fancy fruits over a long period. The plants are of the high-bush type, producing a very tall, vigorous growth. The fruits are slightly elongated, cylindrical in shape, never producing a necky stem end, and they possess an intense deep black color so much in demand among buyers and in the markets.

Pkt. 10c; oz. 45c;  $\frac{1}{4}$  lb. \$1.40; 1 lb. \$5.00

**FLORIDA HIGH-BUSH.** (85 days.) This is a very heavy-yielding stock. The plants are vigorous, tall and upright in growth, holding all the fruits well off the ground, thus preventing rot. They resist drought, blight and wet weather better than most other varieties. The fruits are elongated, cylindrical in shape, and of a dark purplish color. An excellent shipper and a good keeper.


Pkt. 10c; oz. 45c;  $\frac{1}{4}$  lb. \$1.40; 1 lb. \$5.00

**NEW ORLEANS MARKET.** (85 days.) This special and distinct development of the high-bush type of Eggplant was selected for larger, shorter fruits than are produced by Florida High-Bush. They are dark purple, of better shape and color than other high-bush strains, and of a very attractive market appearance. Bears all its fruits entirely off the ground. Resists heat and drought, and seems to be harder and somewhat more disease resistant than other varieties of the high-bush type.

Pkt. 10c; oz. 45c;  $\frac{1}{4}$  lb. \$1.40; 1 lb. \$5.00

**BLACK BEAUTY.** (80 days.) This is a very early variety of the low-bush type, producing a low, bushy plant with large, very beautiful, glossy black fruits, short, thick and oval, or egg-shaped. Desirable sort for market as the fruit holds its attractive black color a long time.

Pkt. 10c; oz. 45c;  $\frac{1}{4}$  lb. \$1.40; 1 lb. \$5.00



A Field of Kilgore's Improved Florida Deep Heart Escarolle at Harvest Time in Seminole County, Florida. This field made an average yield of 1430 bushel hampers per acre.

## ENDIVE

Sow  $\frac{1}{2}$  to 1 pound in seed-bed to plant an acre, or plant 1 to  $1\frac{1}{2}$  pounds per acre in the field.

For the garden sow one packet in seed-bed for 45 plants to set 40 feet of row in garden for a family of 3 or 4 people.

**CULTURE.** Plant from August to February in seed-beds or in the fields or garden the same as lettuce. Set in rows  $1\frac{1}{2}$  to 2 feet apart and 9 to 12 inches apart in the row. Soil and fertilizer requirements are the same as for lettuce. (See page 21.) The bleached center leaves of Endive make a delicious salad used raw, especially when mixed with lettuce and other green salads. It is also valuable for flavoring soups and stews, and for greens boiled like spinach.

The number of days indicated after each variety is the number of days from seed planting in the field or garden to edible or harvest stage.

Prices quoted are postpaid.

Write for special prices on larger quantities.

**ESCAROLLE — KILGORE'S IMPROVED FLORIDA DEEP HEART.** (90 days.) One of the very best and most profitable types to grow commercially. In great demand on northern markets, and well adapted to Florida soil and climatic conditions. The leaves are large, broad, thick, slightly crumpled, of medium green color, with thick, nearly white midribs. Our improved stock of this variety is of the full-heart type, developing an upright growth, producing a very heavy, thick matted plant with large, deep, well-blanched creamy white hearts. Our tests indicate this stock to be harder than other full-heart strains, and to stand long-distance shipment better. This improved variety has completely replaced the old Broad Leaved Batavian in commercial production.

Pkt. 10c; oz. 20c;  $\frac{1}{4}$  lb. 50c; 1 lb. \$1.75

**GREEN CURLED.** (Green Ribbed, Ruffee Strain.) (95 days.) Sometimes called "Chicory." A hardy vigorous sort, with deep green, curled, finely cut leaves, giving a mossy appearance. The midrib is thick, broad, green, tender and fleshy. A dense mass of deeply divided leaves forms the head which blanches readily to a beautiful creamy white. The plant is hardy and vigorous.

Pkt. 10c; oz. 20c;  $\frac{1}{4}$  lb. 50c; 1 lb. \$1.75

**DEEP HEART FRINGED.** (New) (90 days.) This is an entirely new type of Endive, between Florida Deep Heart and Green Curled, but somewhat more upright in growth than either, and with broader leaves than Green Curled, and makes a stronger and more robust plant than Green Curled. Outer leaves turn upward, making plants less susceptible to bottom rots than other Endives. The extra deep, well filled hearts, blanch easily and naturally to a clear, creamy yellow; are of the highest, tender quality, and make an attractive, delicious, appetizing salad.

Pkt. 10c; oz. 25c;  $\frac{1}{4}$  lb. 60c; 1 lb. \$2.00

## GARLIC (90 days)

Plant 1 pound to 30 feet of row for a family of 3 or 4 people.

Garlic sets come in the form of large Garlic bulbs which are divided into so-called sets or cloves, which are planted the same as onion sets, from August to November, in rows 15 to 20 inches apart, setting the cloves about 4 inches apart in the row. Garlic is a southern crop and does exceptionally well in Florida. The bulbs are used for flavoring soups and stews. They should be stored in a dry, airy place until used.

$\frac{1}{2}$  lb. 45c; 1 lb. 75c; postpaid.

## KALE

Plant 1 ounce to 50 feet of row or 1 packet to 20 feet of row for a family of 3 or 4 people.

**CULTURE.** Kale is grown for "Greens." Plant in Florida from August to April, in rows 2 feet apart, and for large plants thin to 18 or 20 inches apart in the row. The plants are extremely hardy, withstanding the coldest weather in any part of Florida. The plants also stand heat, and can be grown almost the year around in Florida, except in midsummer.

**DWARF BLUE CURLED SCOTCH.** (70 days from seed sowing to edible stage.) This is the most desirable hardy variety for Florida and for the markets. It forms a handsome, dwarf, spreading plant with many long, heavy, finely curled, attractive, blue-green, plumelike leaves. Our stock is exceptionally well-bred, uniform and very attractive. The flavor of the leaves when boiled like spinach is delicate and enticing, making it popular wherever grown. This vegetable is very nutritious and rich in vitamin A.

Pkt. 10c; oz. 45c;  $\frac{1}{4}$  lb. \$1.40; 1 lb. \$5.00

## KOHL RABI

Plant 1 ounce to 50 feet of row for a family of 3 or 4 people.

**CULTURE.** Plant in rows  $1\frac{1}{2}$  to 2 feet apart, thinning to from 4 to 6 inches apart in the rows. Planting every ten days will give a succession of tender, fleshy stems until hot weather. Start fall planting in September, and successive plantings can be made until early spring.

**EARLY WHITE VIENNA.** (50 days from seed sowing to edible stage.) Extremely early, with distinctly small tops. The fleshy stems, or so-called bulbs, are formed above ground and are very light green or nearly white, very tender and delicate, and of best quality if used when about 2 inches in diameter, before fully grown. Prepared by slicing and boiling the same as turnips. They make a delicious and nutritious dish.

Pkt. 15c; oz. 75c;  $\frac{1}{4}$  lb. \$2.25; 1 lb. \$8.50



# LETTUCE

Sow  $\frac{1}{2}$  to 1 pound in seed-bed to plant an acre, or plant 1 to  $1\frac{1}{2}$  pounds per acre in field.

For the garden sow  $\frac{1}{2}$  ounce in a protected seed-bed for 150 plants to set 150 feet of row for a family of 3 or 4 people or plant 1 ounce of seed in 150 feet of row.

Seed supply of all head varieties and Romaine very limited.

**CULTURE.** First sowings are made in Florida the beginning of September and continue until March. Low, damp soil is best suited for this crop. Lettuce must be grown rapidly in order to give it size, tenderness, crispness, and high edible quality. Therefore, the land must be highly fertilized and moist. In Florida about one ton per acre of 4-5-5 fertilizer is commonly used for this crop, except the Iceberg type, where 800 to 1200 pounds per acre of a 3-8-8 fertilizer is recommended. It is advisable to treat lettuce seed with Cuprocid or Spargon (see page 49) just before sowing, which has a tendency to repel ants and prevents them from carrying seed away. Broadcast the seed on good moist seed-beds that have been thoroughly prepared, or sow in rows six inches apart and use a light roller to press seed into soil. A pound of seed sown broadcast plants a bed three feet by a hundred yards. Place burlap or well-washed old fertilizer sacks over the beds until seeds sprout. Old fertilizer sacks must be thoroughly washed before using to prevent burning of seed sprouts. Be sure seed beds are kept thoroughly moist at all times after the seed is planted. In hot weather germination may be hastened and improved by placing moistened lettuce seed in moist cloth in the icebox for several days before sowing. In level culture, lettuce plants are usually set 15 by 15 inches in the field, or in rows  $1\frac{1}{2}$  to 2 feet apart, and 12 to 15 inches in the row, or in double rows 16 inches apart, with  $3\frac{1}{2}$  to 4 feet from center to center of double rows, and 14 inches in the rows. Plants should be watered as set in field.

Rusting of head lettuce and Romaine is usually due to boron deficiency. To prevent or stop this trouble, it is recommended to spray with 1 lb. borax to 50 gallons of water. This should be applied at the rate of not more than a total of 4 pounds borax per acre in two applications. Too much borax is toxic.

The number of days in parentheses after each variety named represents the time required to develop marketable heads from the planting of seed in seed-bed or in the field or garden under average Florida conditions.

Prices quoted are postpaid.

Write for special prices on larger quantities.

**KILGORE'S ICEBERG NO. 44 (Improved Florida Strain).** (82 days.) This variety is exceedingly slow to go to seed, even if started in hot weather or early fall, or if grown in very late spring in Florida. It is one of the safest varieties of the Iceberg type from the standpoint of high temperature tolerance. It matures slightly earlier, makes slightly smaller, flatter and broader heads than No. 847. To get good size requires somewhat heavier fertilization than No. 847. It produces exceedingly solid, hard heads, of high quality over a long season. It can be planted earlier—before September 25th, and later—after December, than can be No. 847 in Central and South Florida. It is especially well suited for Florida muck-land culture.

Seed supply extremely limited.

Pkt. 10c; oz. 35c;  $\frac{1}{4}$  lb. 95c; 1 lb. \$3.40

**GREAT LAKES.** (New) (83 days.) This new variety of the Iceberg type lettuce is being introduced by us to Florida growers for the first time. As a result of commercial trial plantings last season in different sections of Florida, this new variety showed much promise, especially as a late spring hot weather variety. In our comparative trials it consistently cut a higher percentage of marketable heads than either No. 44 or No. 847. The plants of Great Lakes are large, vigorous and have a distinctive, deep grassy-green, attractive appearance. Leaves are large, with rather deeply serrated margins, and very heavy midribs. The heads are relatively large, compact, firm and solid, with abundant wrapper leaves which cover the heads, protecting them from cold and heat injury. Experience indicates that Great Lakes will stand higher temperatures, is less subject to tip burn and slime rot, and does not bolt as readily as either 847 or 44. It offers a splendid possibility for prolonging the Florida lettuce growing season in late spring. This new variety won a medal in the All America selections of 1943, which is conclusive evidence of its superior characteristics.

Seed supply extremely limited.

Pkt. 10c; oz. 55c;  $\frac{1}{4}$  lb. \$1.65; 1 lb. \$6.00



Kilgore's Ocoee White Boston

**KILGORE'S OCOEE WHITE BOSTON.** (75 days.) This strain of White Boston was originated and developed in the Winter Garden section of Florida, and has been selected under Florida conditions for the development of a large framed lettuce similar to Big Boston. It produces larger heads, and bigger yields than any other strain of White Boston.

Pkt. 10c; oz. 30c;  $\frac{1}{4}$  lb. 85c; 1 lb. \$3.00

**BIG BOSTON.** (75 days.) The heads are of cabbage or butter-head type, large-sized, broad, slightly spreading, globular, with a broad shoulder at the base. The outer leaves are broad, almost smooth, but wavy at the edge, medium light green with a tinge of brown on outer leaf margins.

Pkt. 10c; oz. 25c;  $\frac{1}{4}$  lb. 60c; 1 lb. \$2.00

**KILGORE'S IMPROVED FLORIDA ICEBERG NO. 847.** (84 days.) This variety of the Iceberg type makes heads that have a very large frame, with a solid, compact, well bleached base, round in shape and medium green in color, very large and heavy. This variety is somewhat more sensitive to heat than Iceberg No. 44, and is especially recommended for a crop to be harvested in midwinter in Florida, at which season it produces heads of the highest quality. It should not be planted prior to Oct. 15th or after Dec., in central and south Florida.

Pkt. 10c; oz. 30c;  $\frac{1}{4}$  lb. 85c; 1 lb. \$3.00

**MIGNONETTE.** (67 days.) An early maturing, exceedingly high quality, small, crisp head lettuce, not grown for commercial shipment, but useful for the Florida home gardener and for local markets because of its exceedingly high edible quality, it being deliciously sweet flavored, crisp and tender.

Pkt. 10c; oz. 30c;  $\frac{1}{4}$  lb. 75c; 1 lb. \$2.50

**BLACK-SEEDED SIMPSON.** (46 days.) The best large, very early, non-heading or leaf variety. The leaves are very broad, much blistered and crumpled, and excessively frilled on the borders, light yellowish green in color, very tender, of fine delicate texture, and of excellent quality.

Pkt. 10c; oz. 25c;  $\frac{1}{4}$  lb. 60c; 1 lb. \$2.00

**ROMAINE (WHITE PARIS COS OR TRIANON COS).** (66 days.) This variety forms a large, medium green, well-folded head with blunt top, and when properly grown it is very sweet, crisp, mild, and of fine quality.

Pkt. 10c; oz. 25c;  $\frac{1}{4}$  lb. 60c; 1 lb. \$2.00

**KILGORE'S MAMMOTH ROMAINE.** (73 days.) Our Mammoth Romaine is taller and much more vigorous and makes much larger heads with correspondingly heavier yields compared to other strains of Romaine or Cos lettuce.

Sold out until Fall 1944

# MUSTARD

Plant 4 pounds per acre.  
In the garden plant 1 packet to 40 feet of row for a family of 3 or 4 people.



Chinese Smooth-leaved or Elephant's Ear Mustard

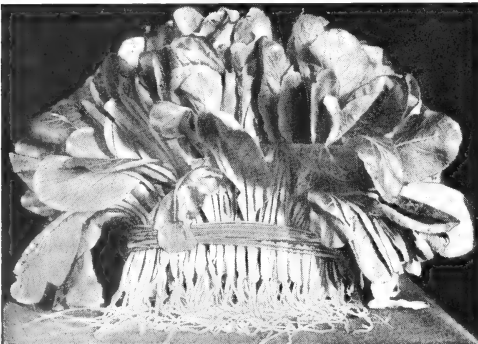
Florida Broad-leaved Mustard

**CULTURE.** General cultural directions similar to those for cabbage, (see page 10) except seed is always planted direct in the field or garden. Mustard is one of the quickest growing "greens." Sow seed August to March in good, rich garden soil in rows 18 to 24 inches apart and thin to 6 to 10 inches in the row. Heavy fertilization with a fertilizer mixture high in nitrogen or ammonia and moist soil are conducive for quick growth, high yield and good edible quality. Does best, and has most agreeable flavor, when grown in cool weather of late fall, winter and early spring. Makes a very healthy, nutritious dish, high in food value, when boiled for greens.

The number of days after each variety indicates the time from seed planting in the field or garden to harvest stage.

Prices quoted are postpaid.

Write for special prices on larger quantities.



Tendergreen Mustard Spinach  
*Especially Adapted to Florida*

**FLORIDA BROAD-LEAVED.** (40 days.) The large, rapidly growing plants are rather tall and upright in growth, with very large, thick, broad, smooth, round or oval, (8 to 10 inches long and 8 inches wide), bright medium green leaves. The leaves have a large, distinct, flattened, whitish stem and midrib. It produces more leaf growth than other varieties. Plants stand a long time without bolting to seed, and do well in hot weather. Of excellent edible quality, the flavor being very mild. Fine for greens and salads.

Pkt. 10c; oz. 15c;  $\frac{1}{4}$  lb. 45c; 1 lb. \$1.50

**CHINESE SMOOTH-LEAVED OR ELEPHANT'S EAR.** (40 days.) This is a very popular variety and is a hardy and vigorous grower. It produces large, broad, elongated or oblong-shaped leaves (9 to 10 inches long and 6 inches wide) which are slightly crumpled and of medium dark green color. The leaves have a small, rounded midrib and differ in this respect as well as in shape of leaf from the Florida Broadleaved. Tender and of excellent quality, of mildly pungent flavor, when boiled for greens. Does not shoot to seed quickly.

Pkt. 10c; oz. 15c;  $\frac{1}{4}$  lb. 45c; 1 lb. \$1.50

**SOUTHERN GIANT CURLLED OR FORDHOOK FANCY.** (40 days.) A very hardy, vigorous, strong grower, producing large, beautiful dark green leaves, much crumpled and frilled at the edges, and very attractive in appearance. A very heavy yielder. The plants stand a long time without bolting to seed and do well in hot weather. Of good edible quality, crisp and tender in texture and very mild in flavor.

Pkt. 10c; oz. 15c;  $\frac{1}{4}$  lb. 45c; 1 lb. \$1.50

**TENDERGREEN MUSTARD SPINACH.** (45 days.) Although not a true Mustard, it is like a quick-growing, mild Mustard, with a pungent flavor, and remains tender even in dry, hot weather. An all-season plant as it withstands heat and may be planted throughout the spring and summer. The large, oblong leaves are very dark green in color, fairly smooth, with small white midribs. Very slow to bolt to seed. It ships well and the demand on the market is growing.

Pkt. 10c; oz. 15c;  $\frac{1}{4}$  lb. 45c; 1 lb. \$1.50



# OKRA

Plant 8 pounds per acre.

In the garden plant 2 ounces to 75 feet of row for a family of 3 or 4 people.

Okra does wonderfully well all over Florida where the young seed pods are used in different ways and are highly esteemed. In addition to being served alone, pods are used in soups and stews to which they give body. It is a healthful vegetable, and should be planted in every Florida garden. We have done a great deal of work on our seed stocks of this valuable Florida vegetable.

Each year, we make special selections for stock seed from only the best, earliest-maturing plants. Our seed-growing fields are carefully rogued so as to eliminate any slightly off-type plants. We are confident we have the best strains of Okra seed obtainable anywhere.

**CULTURE.** Okra can be planted in Florida any time from February until September, but it is a warm-weather plant and will not do much until the ground becomes warm; in fact, the seeds are hard to germinate when the ground is cold. It can be planted in almost any kind of soil. We consider it one of the easiest and safest money crops that can be planted. Plant in rows 2 to 3 feet apart and sow thinly in the drill. When three to four inches high, thin out to one stalk every 15 to 20 inches. It is claimed Okra will start bearing earlier if left rather thick in the row. Okra should be cut every second day. If this is not done some of the pods become too hard and the young plants will stop bearing pods. Plants should bear for several months after harvesting starts. Okra does best on sandy loam soil with a fair amount of fertility.

Prices quoted are postpaid.

Write for special prices on larger quantities.

**KILGORE'S BRED-RITE PERKINS LONG GREEN.** (42 days.) To obtain maximum results with Okra, it is just as important to plant pure, well-bred, high-yielding seed as with other crops. In our Bred-Rite Long Green we offer the very best Okra seed it is possible to produce. This is a very heavy producer, extremely early, and a sure money-maker when grown for market. The pods are long—usually about 8 inches—straight, slender, pointed, intense dark green, and they retain their tenderness and color longer than any other sort. Our improved stock of this variety is extremely productive, the plants, which range from 5 to 6 feet in height, being literally covered with pods from the ground up.

Pkt. 10c; ¼ lb. 25c; 1 lb. 75c

**KILGORE'S LOW-BEARING LONG GREEN.** (45 days.) This is an improved, highly bred, specially selected pure stock which we have developed for Florida growers. The plant is of dwarf growth, ranging from 2½ to 3 feet in height. The pods are set very close to the ground and are very thickly set up the entire length of the stalk, often developing 30 to 40 pods on a 3-foot plant. Pods are green, average 8 inches in length, are pointed, tender and of good quality.

Pkt. 10c; ¼ lb. 25c; 1 lb. 75c

**WHITE VELVET.** (45 days.) This is an old standard variety and is grown principally for home use and local market. We have an exceptionally true stock of this Okra. Plants grow to a height of 3½ feet, mature early, and are very productive. The pods are round, long, averaging about 7 inches, smooth, free of ridges, very tender, of medium size, and are nearly white in color. The very best of all smooth white varieties.

Pkt. 10c; ¼ lb. 25c; 1 lb. 75c

For over 30 years, the Kilgore Seed Company has specialized in seeds for Florida, until today we pride ourselves on the reputation we have gained of handling the very best seeds that can be produced anywhere for Florida growers.



Clemson Spineless Okra Plant and Pods

**CLEMSON SPINELESS.** (45 days.) This is an entirely new type of okra, originated and developed by the South Carolina Agricultural Experiment Station. The plants are semi-dwarf, growing to a height of 3½ to 4½ feet on fairly good soil. They produce uniform, large pods of medium length, averaging about 8 inches, dark green in color, and entirely free from spines, thus making it easy to pick without discomfort. Pods can be shipped and will go well on any market taking Perkins Long Green. Plants are close-jointed, thus producing an enormous yield. Our strain of this variety is highly bred, uniform, and one of the purest and best fixed of any okra ever released, the fields showing practically no variation in plant type or pods.

Pkt. 10c; ¼ lb. 25c; 1 lb. 75c

**GREEN LADY FINGER or LOUISIANA GREEN VELVET.** (New.) (45 days.) After several years of careful in-breeding, by selling individually selected plant blossoms, we are now releasing this new, improved strain. The velvet pods are of a bright, light green color, not quite as dark green as Clemson Spineless and Perkins, but they are much longer, usually about 10 inches in length, and straight and more slender than other green podded varieties. Smooth, tender, and of very high edible quality even when of large size. The pods are round, not corrugated as other green podded okras. This is a very prolific, heavy producer. The uniform plants range from 3½ to 4 feet in height. A most desirable sort for garden and commercial use.

Pkt. 10c; ¼ lb. 25c; 1 lb. 75c


# ONION

Sow 2½ pounds in seed-bed to plant an acre,  
or plant 5 pounds per acre in field

For the garden sow ½ ounce in seed-bed for 350 to 450 plants to set 80 feet of row or plant one ounce to 80 feet of row for a family of 3 or 4 people.  
Seed supply of all varieties very limited.

**CULTURE.** First plantings are made the first of September and continued until March. September and October are the best months to plant. In Florida, the seed is generally planted in the open field, where the onions are to grow, in rows 18 inches apart, and when 4 to 5 inches high they are thinned out to 2 to 3 inches apart in the drill. Those taken out can be used to transplant any possible skips. Onion seed can also be planted in seed-beds and transplanted to the field later. This is a safe and sure method, and is becoming more popular in Florida. Transplanting generally produces less splits and more first grade onions, and requires less seed to plant a given acreage. Onions do best in a sandy loam or muck soil, and require at least a ton of a 4-7-5 fertilizer mixture per acre for sandy soils or 1,000 to 1,200 lbs. of 3-8-8 mixture on muck. The number of days in parentheses after each variety indicates the time from planting of seed in the field or garden to mature bulbs under average Florida conditions.

Prices quoted are postpaid.  
Write for special prices on larger quantities.



Early Grano or Babosa Onions

**EARLY GRANO OR BABOSA.** (100 days.) This onion is earlier than the Sweet Spanish, which it somewhat resembles in shape, color and quality. Bulbs are of light brown or cream color, globe or mostly top-shaped, slightly tapering toward the root, of large size, with pure white flesh. Exceedingly mild in flavor with a very sweet taste. Quite resistant to thrips. This is the best yellow onion for Florida and the South, and is more resistant to bolting or premature seeding and splitting than other varieties. In our trials, this variety shows more promise as one especially suited to Florida growing conditions than does any other variety.

Seed supply extremely limited.

Pkt. 15c; ½ oz. 45c; oz. 85c; ¼ lb. \$2.65

**LARGE YELLOW SWEET SPANISH.** (110 days.) This is the finest strain of this sort ever introduced. The mature bulbs usually weigh one and one-quarter pounds and measure four inches in diameter. They are perfectly globular in shape, light glossy yellow in color, and are exceedingly attractive in appearance. The bulbs are very mild and sweet, and are of exceptionally fine quality. This strain is particularly well adapted to Florida sandy loam soils. Not recommended for muck. Pkt. 15c; ½ oz. 45c; oz. 85c; ¼ lb. \$2.65; 1 lb. \$9.50

**YELLOW BERMUDA.** (Imported; Teneriffe, Canary Islands Grown.) (93 days.) We have a superior strain of this standard variety, especially adapted to Florida conditions. Bulbs of light straw-yellow color, of medium size, flat, early in maturity. Flesh is mild and sweet.

Pkt. 15c; ½ oz. 45c; oz. 85c; ¼ lb. \$2.65; 1 lb. \$9.50

**CRYSTAL WAX BERMUDA.** (Imported; Teneriffe, Canary Islands Grown.) (93 days.) Early maturing, flat in shape, of beautiful waxy white color, exceedingly attractive in appearance.

Pkt. 15c; ½ oz. 45c; oz. 85c; ¼ lb. \$2.65; 1 lb. \$9.50  
**RED BERMUDA.** (Imported; Canary Islands Grown.) (95 days.) This variety stands the high temperature and humidity of Florida better than other varieties, and also is a better keeper than other Bermudas and not so subject to splitting. The onions are of medium to large size, flat, with mild sweet flavor. The color is a deep red.

Pkt. 15c; ½ oz. 45c; oz. 85c; ¼ lb. \$2.65; 1 lb. \$9.50  
**LOUISIANA RED CREOLE.** (115 days.) Well adapted to Florida, very productive, of small to medium size, solid, semi-globe shaped. Onions of light pink color. Strong in flavor, but one of the very best keepers. Grows slowly and is late in maturity.

Seed supply extremely limited.

Pkt. 15c; ½ oz. 45c; oz. 85c; ¼ lb. \$2.65; 1 lb. \$9.50  
**AUSTRALIAN BROWN.** (100 days.) Bulbs are of medium size, semi-globe shaped, very firm and solid, and the skin is very thick and chestnut brown in color. Rather strong in flavor, but a wonderful keeper in warm climates.

Pkt. 15c; ½ oz. 45c; oz. 85c; ¼ lb. \$2.65; 1 lb. \$9.50

## ONION SETS

For green onions or early mature bulbs.  
Plant 6 to 8 bushels of sets per acre. In the garden plant 1 qt. of sets to 40 ft. of row for a family of 3 or 4 people.  
1 bushel weighs 32 lbs.

Set out in rows 1½ feet apart and 1 to 2 inches apart in rows for green onions. Plant from September to March.

Prices quoted on pints and quarts are prepaid.

Write for prices on larger quantities.

	Pint	Quart
Yellow Bermuda .....	.35	.55
Crystal Wax Bermuda .....	.35	.55

Sets of the above two varieties are available from September to November.

Sets of the following two varieties are available from September to March.

	Pint	Quart
Yellow Danvers .....	.35	.55
White Silverskin .....	.35	.55

## PARSLEY

Plant 1 ounce to 150 feet of row, or 3 pounds per acre. In the garden plant 1 packet to 50 feet of row for a family of 3 or 4 people.

**CULTURE.** Parsley can be planted in the fall or spring, in drills 15 to 18 inches apart, and thin to 6 to 8 inches in the row. Seed is very hard to germinate and it often takes from two to three weeks to produce a satisfactory stand. Leaves used to flavor and add color to soups, stews, sauces, and to garnish or decorate salads or cooked vegetables.

**PARAMOUNT.** (90 days from seed planting to first harvest.) Plant very vigorous in growth, usually 12 inches tall and spreading 20 inches when given sufficient room, with very long, stout stems for bunching. Color is an unusually dark green. This variety has been most highly bred and selected for uniform, attractive, triple curled leaves of very dark green color.

Pkt. 10c; oz. 25c; ¼ lb. 60c; 1 lb. \$2.00

## PARSNIP

Plant 1 ounce to 150 feet of row.  
In the garden plant 1 packet to 50 feet of row for a family of 3 or 4 people.

**CULTURE.** Parsnips do best on deep, rich, sandy soil. Sow seed in Florida from September to December, in rows 1½ to 2 feet apart; cover with one-half inch of soil. When plants are well up, thin to 3 or 4 inches apart in row. Parsnip seed germinates very slowly. The Parsnip is a winter vegetable. It has more starch and sugar than other root crops. To prepare, cook roots one hour in water, scrape off the skin. Slice or chop coarsely or mash, and season with milk, pepper and salt. Slices may be fried after seasoning. A delicious and nutritious dish.

**IMPROVED HOLLOW CROWN.** (120 days from seeding to harvest.)

Pkt. 10c; oz. 30c; ¼ lb. 80; 1 lb. \$2.75

# ENGLISH or GARDEN PEAS

Our pea seed is high germinating, guaranteed western-grown stock, all carefully milled, hand picked and fitted for the critical grower.

Plant 1 bushel per acre in single rows; 1½ bushels per acre in double rows.  
In the garden plant 3 pounds to 200 feet of row for a family of 3 or 4 people.

Although there are hundreds of distinct varieties of English or Garden Peas, we list only a few which we have found particularly well adapted to Florida growing conditions, and on which few varieties we have concentrated our efforts in an endeavor to maintain stocks second to none for Florida. Our plant breeders are continually improving the varieties we list by using pedigreed stocks in the production of our seed crops.

**CULTURE.** English Peas are very hardy and are not commonly attacked by insects. Frost does not hurt them, except while in blossom, and then only that part of the crop in bloom; they will put on another set immediately. If frost destroys the bloom it is a good idea to give the plants an application of a commercial fertilizer high in available nitrogen, at the rate of 200 pounds per acre. Peas can be grown on almost any kind of soil and with about the same cultivation as beans. Planting in double rows, six to eight inches apart, is a good plan, because this enables the plants to support each other. Single rows should be spaced two and a half to three feet apart, and double rows three to three and a half feet apart from center of double rows. Drop seed 2 to 3 inches apart in the row, and cover 1½ to 2 inches deep. By working the soil up against the stems of the plants they will bear much longer. Use a high grade fertilizer, such as a 4-7-5 mixture, at the rate of 1,000 to 1,200 pounds per acre. To control soil diseases, and to get better stands and yields, treat seed with Spergon at the rate of two and a half ounces per bushel of seed (see page 56).


The number of days in parentheses after each variety named indicates the relative time from planting to first picking. This time will vary in different sections and in different seasons.

**Our pea seed is strictly first class, high germinating, disease-free, western-grown stock, and our different varieties are absolutely true to type.**

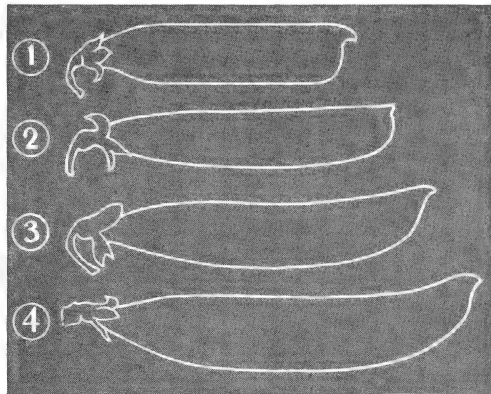
Write for special prices on larger quantities.

**LITTLE MARVEL.** (52 days.) By far the most popular and extensively grown pea for Florida, because of its exceptionally high quality, earliness and consistently high yield of well filled pods. The most desirable early variety, especially well adapted to Florida muck soils where it is a sure cropper with well-filled pods, even in warm seasons. The vines are vigorous, stocky, dark green in color, growing about 1½ feet tall, and are literally loaded with single and double, straight, round, blunt, very dark green, plump pods about 3 inches long, well-filled with 7 to 8 tender peas. A heavy yielder and sure-cropper, valuable for home garden and for early shipping.

¼ lb. 15c; 1 lb. 45c; 2 lbs. 80c, Postpaid  
Not prepaid, 14 lbs. (pk.) \$2.65; 56 lbs. (bu.) \$9.50



Little Marvel, a heavy yielding, sure-cropper, especially well adapted to Florida muck.



Comparative shape and size (about two-thirds actual size) of the different varieties of pea pods. 1—Little Marvel, 2—Dark Podded Thomas Laxton, 3—Kilgore's Winner, 4—Mammoth Podded Dwarf Stratemgem.

**KILGORE'S WINNER** (53 days.) This variety was introduced by us and it has become very popular. It is one of the finest large early peas for Florida sandy loam soils, and in cool seasons is also adapted to Florida muck soils. As it is a very early, exceedingly large-podded variety, it is in great demand on northern markets. It is a surer cropper and a better yielder than other early large-podded varieties. The plants are vigorous in growth, eighteen to twenty-two inches in height, with heavy, very dark green vine and foliage, producing a great abundance of very large (4 to 4½ inches long) broad, deep green, straight pointed pods containing usually eight large, dark green peas of unsurpassed quality. A very desirable sort for home gardens and for shipping to markets desiring a large podded pea of high quality.

¼ lb. 15c; 1 lb. 45c; 2 lbs. 80c, Postpaid  
Not prepaid, 14 lbs. (pk.) \$2.65; 56 lbs. (bu.) \$9.50

**DARK PODDED THOMAS LAXTON.** (50 days.) A very popular and profitable variety for sandy loam soils. The vines are of rather vigorous growth reaching a height of 2½ to 3 feet and are very productive. The rich, deep green colored pods are large, averaging three and one-half to three and three-quarter inches long, are straight, nearly round, and square ended, containing usually seven medium dark green peas of superior quality. Our improved, dark podded strain is very early, and has darker colored, more attractive pods than other strains of Thomas Laxton.

¼ lb. 15c; 1 lb. 45c; 2 lbs. 80c, Postpaid  
Not prepaid, 14 lbs. (pk.) \$2.65; 56 lbs. (bu.) \$9.50

**KILGORE'S MAMMOTH PODDED DWARF STRATEM- GEM (Giant Stride).** (60 days.) This variety has been bred and developed especially for shippers, although it also makes a good home garden variety, especially in central and north Florida. It is resistant to Fusarium Wilt and produces dark green, stocky, vigorous vines, averaging about 26 inches tall. Pods are much larger and longer than Little Marvel and other varieties, averaging about five inches in length, round, dark green, plump, pointed, curved at the tip and contain eight to ten large succulent peas. Especially well suited for sandy loam soils and to mature in cool weather of winter. Not suited for muck or south Florida.

¼ lb. 15c; 1 lb. 45c; 2 lbs. 80c, Postpaid  
Not prepaid, 14 lbs. (pk.) \$2.65; 56 lbs. (bu.) \$9.50

# PEPPER

Sow  $\frac{1}{2}$  to 1 pound in seed-bed to plant an acre.

For the garden sow 1 packet in a protected seed-bed for 12 plants to set 20 feet of row for a family of 3 or 4 people.



A typical plant of  
Kilgore's Bred-Rite Florida Giant Pepper

We have specialized in pepper seed for many years, and we challenge any one to furnish better pepper seed for Florida growers.

Peppers are among the best-paying Florida truck crops, and the harvest season is so long that even though the crop comes in on a poor market, the chances are that the market will have time to strengthen before they are nearly through fruiting, which certainly gives them more latitude for a paying crop than almost any other vegetable.

**CULTURE.** In Manatee County and other sections of Florida, peppers, like eggplants, are always started in cloth covered seed-beds. For a fall crop in central Florida sow the seed in June, July and August; for a long season winter crop on the east coast plant in August, September and October. For an early spring crop in Manatee County and other Florida west coast sections sow seed in November and in North Florida in December or January.

Peppers are much more hardy than eggplants, however, it takes a very high temperature to germinate either pepper or eggplant seed satisfactorily, and it is usually very difficult to get a good stand when the ground is wet and cold. Hammock land, or rather moist soil, is best suited to this crop, although any medium good sandy loam soil, properly fertilized will grow good peppers. Make rows two to three feet apart and set plants 18 to 20 inches in the row. Inasmuch as this crop is in bearing for a long time, it is most profitable to make several applications of fertilizer, using 400 pounds per acre about every three weeks until at least a ton has been used. A 4-7-5 mixture is recommended.

For the control of insects and diseases see pages 48 and 52. It is important to treat pepper seed with *Semesan* before planting to prevent damping-off disease in the seed-beds. (See page 56.)

The number of days in parentheses after each variety indicates the relative time from setting out plants in the field or garden to picking of marketable green peppers. It requires six to eight weeks to produce plants for the field or garden.

Prices quoted are postpaid.

Write for special prices on larger quantities.

## KILGORE'S BRED-RITE FLORIDA GIANT. (75 days.)

This variety, first introduced by us, produces an abundant yield of large, heavy fruits over a long period, but requires heavier and more frequent fertilization, and a richer, moister soil than thin fleshed varieties of the World Beater type. The plants are resistant to disease and, like the fruits, are dark green in color, compact but very vigorous and upright in growth. Although slightly later than World Beater, they are extremely heavy producers, often bearing six to eight large fruits at one time. The fruits are longer than California Wonder and other thick-meated peppers, usually 4 to 4½ inches long, and 3 to 3½ inches in diameter, and unlike most strains of this variety, are smooth and well filled at the blossom end.

This pepper is exactly the type which produce dealers have sought for years. The thick, fleshy walls, large size, heavy weight, dark green color, and smoothness of the fruit will sell it at a premium on any market. The fruits are much heavier than other varieties, and because of the thickness and firmness of the wall, it is the best shipping sort ever introduced. The fruits pack well and do not wilt in long-distance shipment, but hold their smooth, glossy, dark green appearance for a long time. This type carries better than others for long-distance hauling by trucks. We highly recommend this Pepper as one especially suited to Florida growing conditions.

Pkt. 10c; oz. 45c;  $\frac{1}{4}$  lb. \$1.40; 1 lb. \$5.00

## KILGORE'S SUPER IMPROVED COLOSSAL. (74 days.)

After several years of very expensive, special breeding and selection work, we have developed a superior strain of the Colossal variety. The plant is very heavy, strong and vigorous, with exceedingly large, heavy leaves which protect the fruits from sun scalding. The plants produce an immense yield of large, uniformly thick-fleshed, four-lobed fruits, about five inches long and four and one-half inches wide. It takes very few of these large fruits to fill a one and one-half bushel crate. Unlike other varieties of large fruited peppers, this improved strain continues to produce large fruits over a very long period, making a heavy top set at the same time it matures a large crop of early fruits. Pepper growers who want heavy yields of very large size fruits throughout the season should by all means plant some of this Super Improved strain. This variety survives poor growing conditions and still produces a heavy crop of large, fancy fruits.

Pkt. 10c; oz. 40c;  $\frac{1}{4}$  lb. \$1.25; 1 lb. \$4.50



Kilgore's Super Improved Colossal Pepper

# PEPPER (Continued)



**Kilgore's Blight Resistant World Beater Pepper**

**KILGORE'S IMPROVED RUBY GIANT.** (70 days.) This improved strain of Ruby Giant which we have developed as the result of many years of individual plant selection makes an exceedingly strong, vigorous, upright growing plant, it being more disease resistant and withstanding poor growing conditions, yet producing a good crop, better than other varieties of this type. Dark green fruits are somewhat similar to World Beater in shape, being large, mostly four-lobed, slightly tapering, and very attractive in appearance. The thick flesh is exceedingly sweet, mild, and of excellent quality. Our strain of this variety is extremely productive and bears over a long period, producing very large fancy fruits, uniformly true to type. No better strain of this popular variety can be found anywhere for Florida growing conditions.

**Pkt. 10c; oz. 40c; ¼ lb. \$1.25; 1 lb. \$4.50**

**IMPROVED CALIFORNIA WONDER.** (75 days.) An outstanding, medium late variety, gaining in importance. Plant is vigorous, upright, prolific. The thick meated, smooth, large, heavy fruits average about four inches in length and about the same in diameter. We have improved this variety by making our strain more productive and longer bearing than most others. This is an excellent shipping type, holding up well in transit and on the market, and is in great demand for hauling by trucks because of its good holding-up qualities. Solid thick walls and very sweet and mild. Blocky in shape. Color an attractive, glossy dark green. On poor soil, devoid of plant food and moisture, fruits of this variety after the first harvest may tend to "button" or be of small size. For best results, and to produce large, fancy fruits over a long season, this variety requires heavier fertilization and an ample and continuous soil moisture supply.

**Pkt. 10c; oz. 40c; ¼ lb. \$1.25; 1 lb. \$4.50**

**ANAHEIM CHILI (Hot).** (80 days.) A popular, rather long, hot, pungent variety, but not as hot as the small fruited Long Red Cayenne. The fruits are very meaty, measuring 6 to 7 inches in length and 1 to 1½ inches in diameter at stem end, and are green, ripening to a bright red. Often dried for winter use.

**Pkt. 10c; oz. 50c; ¼ lb. \$1.50; 1 lb. \$5.50**

**HUNGARIAN YELLOW WAX (Hot).** (60 days.) A very early, hot sort, valuable for canners. Plants are rather dwarf in growth, and exceedingly prolific. Fruits pendant, medium slender, long, tapering, smooth and very hot or pungent. Color waxy yellow, changing to bright crimson at maturity.

**Pkt. 10c; oz. 50c; ¼ lb. \$1.50; 1 lb. \$5.50**

**LONG RED CAYENNE OR FINGER (Hot).** (70 days.) This favorite hot variety produces large and productive plants. Fruit, 4 to 5 inches long, ½ inch thick, slender, tapering, pendant, very hot or pungent, deep green in color, ripening to a brilliant red. Used largely for canning and in pickles.

**Pkt. 10c; oz. 50c; ¼ lb. \$1.50; 1 lb. \$5.50**

**BLIGHT RESISTANT WORLD BEATER.** (70 days.) This strain of World Beater was developed by making individual plant selections in Manatee County, Fla., for many years, to secure a strain of true, heavy yielding World Beater type that would resist bacterial blight, and would not drop its leaves during rainy weather or poor growing conditions when other strains of World Beater, and other varieties, would not survive or would not produce a heavy crop of fruits. This is a very superior, disease-resistant strain of World Beater which is especially well adapted for a fall crop in Florida. It stands poor growing conditions better than any other strain of World Beater and still produces an enormous crop, when other strains are practically a complete failure, especially in late fall and during rainy weather. This is one of the most valuable peppers we have ever developed and introduced to Florida growers. When other varieties fail, due to leaf drop, this disease-resistant strain continues to grow and produce a profitable crop. The plants are rather low growing, vigorous, and exceedingly productive, and early. Fruits are about 4½ inches long and 3½ inches in diameter, broad at the blossom-end, slightly elongated, usually with four lobes. Fruits are large, fairly thick-meated and of very attractive market appearance.


**Pkt. 10c; oz. 45c; ¼ lb. \$1.40; 1 lb. \$5.00**

**EARLY CALWONDER.** (65 days.) An early maturing strain of California Wonder, maturing 7 to 10 days ahead of other strains of this type, and according to our Florida tests this strain holds up and produces large size fruits over a long season. The plant is not as tall and erect in growth as regular California Wonder, but is more dwarf and spreading, although very vigorous and prolific. The fruits are three and four-lobed and very attractive in appearance, being smooth, dark green in color, uniform and very thick meated. This extra early strain should be planted by every grower interested in a thick-meated type of pepper.

**Pkt. 10c; oz. 45c; ¼ lb. \$1.40; 1 lb. \$5.00**

**NEAPOLITAN (Italian).** (60 days.) This is an extremely early, medium large, prolific variety, growing in popularity on some northern markets where it is in great demand among Italian people. The plant is wonderfully productive, carrying as many as forty fruits on a single plant. The fruits are upright in growth, averaging 4 inches long and 2 inches in diameter, three-lobed, yellowish green in color, becoming bright red when ripe. The flesh is extremely mild and sweet.

**Pkt. 10c; oz. 45c; ¼ lb. \$1.40; 1 lb. \$5.00**



**Typical fruits of Blight Resistant World Beater**

# SEED POTATOES (Western Grown)

Plant 600 to 900 pounds (10 to 15 bu.) per acre in 3 ft. rows.  
In the garden plant 30 pounds to 200 feet of row for a family of 3 or 4 people.



A typical tuber of Kilgore's State Certified Red Bliss or Bliss Triumph Potato

Good seed is as important in growing a crop of Irish potatoes as with any other crop. We handle only State Certified seed potatoes. State certification is based on a system of official inspection of seed potato growing fields. Certified potato seed is seed which has been inspected by trained State inspectors at intervals during the growing period in the field, and before shipment, and pronounced true to variety type and reasonably free of tuber transmitted diseases such as mosaic, leaf roll, spindle tuber, blackleg, scab, etc. This insures planting seed potatoes having a high degree of freedom from disease and that are true to name and color, shape and type for the variety, and are produced by vigorous, healthy plants possessing high-yielding qualities, that have been grown under favorable environmental conditions. State Certified seed costs a little more, but growers have found from experience that it pays well to use only State Certified in preference to ordinary seed potatoes of doubtful source, history and quality.

**CULTURE.** Plant in rows 30 to 42 inches apart, dropping a seed piece every nine to twelve inches in the row. If the weather is cool, plant seed one to three inches deep; if warm three to four inches deep. Potatoes are usually planted on ridges, especially in low or poorly drained soil, especially in cool weather. In cutting the seed leave two or three good eyes to each seed piece. The seed piece should be at last one to one and one-half ounces in size. Using a large seed piece insures stronger plants. It is best to cut seed within one day of planting. For early fall planting in Florida during September, it is desirable to use small potatoes about 1½ ounce weight (No. 2 size) and plant whole in order to secure a satisfactory stand. Fertilizer should be put in seven or eight days before planting. Use from 1,500 to 2,000 pounds per acre, depending on type of soil. A 4-7-5 fertilizer mixture is a good standard for potatoes. All the fertilizer may be applied at planting time, or on sandy soils and in rainy seasons it is best to apply about two-thirds at planting time, and the rest as a side application four to six weeks later. On rich Everglades muck from 200 to 500 pounds per acre of a 0-10-12 or 0-8-16 mixture applied in one application at planting time is a common practice. For the control of potato insects and diseases see page 52.

**SEBAGO (State Certified).** (90 days.) Packed in 100-lb. bags. This is a new late variety developed by the U. S. Dept. of Agriculture. Within the last few years it is replacing the Katahdin as the leading commercial variety in the Hastings, Fla., section. It is about ten days to two weeks later in maturity than the Katahdin, but will outyield the Katahdin by 25%. It is highly resistant to mild mosaic, moderately resistant to late blight, and is especially adapted to North Florida growing conditions. The plants are large and erect, tubers are almost round, medium thick, white in color, and smooth with few shallow eyes. Very attractive in appearance.

**RED BLISS or BLISS TRIUMPH (State Certified).** (75 days.) Packed in 100 pound bags. This has been and still is the standard variety for central and south Florida, where it is planted almost to the exclusion of all other varieties by commercial growers. It is grown in by far the largest number of counties in Florida. It is very early, of attractive appearance, with roundish to roundish-flattened tubers, with the stem end usually deeply indented. The tubers are solid red in color, with rather deep and numerous eyes. This is the best all around variety for central and south Florida.

**KATAHDIN (State Certified).** (80 days.) Packed in 100 pound bags. This is now a standard variety grown in north Florida, especially in the Hastings section, where it, along with Sebago, has practically entirely replaced Spaulding Rose No. 4. This is a relatively new variety developed by the U. S. Department of Agriculture. The tubers are round to oblong, and thick, with smooth skin, dark cream-buff in color, although classed as white by the trade. The eyes are few and very shallow and of the same color as the skin. A very high yielding, early variety, well adapted to north Florida growing conditions.

Write Plant City or your nearest Kilgore store for price on seed potatoes stating variety and quantity wanted.

## PUMPKIN

Plant two pounds per acre.  
In the garden plant 1 packet in 12 hills for a family of 3 or 4 people.

**CULTURE.** Plant eight or ten seeds in hills 6 to 8 feet apart one way and 5 feet apart the other way, when the weather gets warm. Can be planted in corn. Just before last plowing of corn, go through the field dropping eight to ten seeds every eight to ten feet square. Thin to two or three plants after well started. Give shallow and frequent hoeings until vines begin to run. Cut pumpkins when ripe, leaving part of stem attached to fruit. Handle carefully to avoid bruising and store in a dry place.

Prices quoted are postpaid.  
Write for special prices on larger quantities.

**KING OF THE MAMMOTHS.** (100 days.) Commonly known as a pumpkin, but is really the very large fruited Mammoth Chili squash, known as the giant among squashes. Fruits are globular, slightly ribbed, light yellow color mottled with orange. Flesh is solid, light yellow-orange, coarse, of fair quality. Grown mainly for stock feed or exhibition purposes. Fruits measure 20 to 22 inches across and weigh 60 to 80 pounds.

Pkt. 10c; oz. 15c; ¼ lb. 45c; 1 lb. \$1.50

**SMALL SUGAR.** (110 days.) The best variety for general use, and particularly desirable for pies. Fruits are round, flattened at ends. Skin is hard, smooth, somewhat ribbed, of deep orange color. Flesh is thick, sweet and dry, of bright orange color, and very high quality. Very productive. Makes delicious pumpkin pies. Fruits measure eight to ten inches and weigh six to eight pounds.

Pkt. 10c; oz. 15c; ¼ lb. 45c; 1 lb. \$1.50

**CORNFIELD.** (118 days.) A prolific and vigorous grower, usually planted in corn fields. Extensively grown for making pies, for canning and for stock feed. Fruits are large, round to slightly flattened, with a hard, smooth surface, slightly ribbed, with a deep yellow or orange color. Fruits measure 12 to 14 inches and weigh 15 to 20 pounds.

Pkt. 10c; oz. 15c; ¼ lb. 45c; 1 lb. \$1.50

**GREEN STRIPED CUSHAW.** (112 days.) A crookneck type of pumpkin, popular in the south. Frequently grown in corn. A heavy yielder, used for pies and baking, as well as for stock feed. Fruits are crooknecked, with a hard, thin, smooth skin, dull white with irregular light green stripes. Flesh is thick, attractive creamy yellow, medium coarse grain and sweet. The fruits measure 18 inches long and ten inches in diameter, and weigh from 14 to 16 pounds.

Pkt. 10c; oz. 15c; ¼ lb. 45c; 1 lb. \$1.50



# RADISH

Plant 4 pounds per acre, or 1 ounce to 50 feet of row.  
In the garden plant 3 packets in 50 feet of row for a family of 3 or 4 people.

**CULTURE.** Plant in rows 15 to 18 inches apart and thin to 1 or 2 inches in the row. Successive plantings should be made every week or ten days for a continuous supply. For best results, a rich, loose, moist sandy loam or muck soil is best. Radishes must be grown rapidly to be crisp and tender, and of best quality. Our radish seed stocks are produced each year from carefully selected transplanted roots.

Prices quoted are postpaid.

Write for special prices on larger quantities.

**KILGORE'S BRED-RITE EARLY SCARLET GLOBE.** (21 days.) We have a perfected stock of this superb extra-early variety that was grown from specially selected, transplanted roots. It is the earliest of all varieties; roots are of good size, globe to olive shaped, with a medium top. They are crisp and tender, of uniformly attractive bright, scarlet color. In great demand on all markets.


Pkt. 10c; oz. 15c; ¼ lb. 45c; 1 lb. \$1.50

**SCARLET TURNIP WHITE-TIPPED.** (22 days.) A superior strain of this popular early variety. The roots are nearly round, being slightly flattened on the underside, deep scarlet, shading to a white tip on the bottom. They are very solid, crisp, tender, and sweet. Attractive in appearance.

Pkt. 10c; oz. 15c; ¼ lb. 45c; 1 lb. \$1.50

**LONG SCARLET SHORT-TOP OR CINCINNATI MARKET.** (25 days.) An improved strain of Long Scarlet, being large and having a very small top. It is very regular and uniform in size and shape. Roots are 6 to 7 inches long, straight and smooth, scarlet, almost transparent, brittle, and crisp, with mild flavor.

Pkt. 10c; oz. 15c; ¼ lb. 45c; 1 lb. \$1.50



A bunch of attractive, mild and brittle  
Long White Icicle Radishes

**LONG WHITE ICICLE.** (23 days.) This is the earliest and leading long radish. The straight roots are from 5 to 6 inches long, cylindrical, and very smooth and waxy white throughout. The flesh is mild, crisp, tender and of exceptionally fine quality. The highest edible quality of all radishes.

Pkt. 10c; oz. 15c; ¼ lb. 45c; 1 lb. \$1.50

## RHUBARB

Sow 3 to 4 pounds in seed-beds for an acre of plants,  
or plant 5 to 6 pounds per acre in field.

For the garden sow a packet in seed-bed for 12 plants to  
set 20 feet of row for a family of 3 or 4 people.

**CULTURE.** Plant in the fall in rows 3 to 4 feet apart and thin to about 18 to 24 inches in the row. It is best to plant seed in seed-bed and transplant to the field or garden spacing as indicated. Rhubarb does best in well drained, fertile, moist soil, rich in humus, and is especially well adapted to well drained muck soil. Rhubarb makes the most delicious of all pies, and also is used to make an enticing and appetizing sauce. In Florida it is necessary to plant Rhubarb each season, as it will not carry over during the hot summer months.

**VICTORIA.** (90 days from plants set in field or garden to edible stalks.) This vigorous growing variety produces thick, fleshy stalks of the best quality and flavor, and with attractive red color. It is the best variety for Florida.

Pkt. 10c; oz. 30c; ¼ lb. 75c; 1 lb. \$2.50

## ROSELLE

*Jamaica Sorrell or Florida Cranberry*

(175 days from seed planting to ripe fruits.)

Plant 3 pounds per acre.

In the garden plant one packet to 25 feet of row for a  
family of 3 or 4 people.

This plant is of great value for Florida, and its cultivation should be extended. The red fruit is used when young for making jelly and jam which is claimed to be superior to Guava jelly. The plant grows well when the ground is warm, resists drought and is very ornamental and useful. Every Florida garden should have a row of this ornamental and useful plant. It is grown commercially for local markets, fruits being marketed in quart berry baskets.

## Culture of Roselle

**CULTURE.** Plant seed in the field in March and April in Florida, when the ground is warm, spacing rows 5 to 6 feet apart and thinning to about 2 or 3 feet apart in the row, leaving one strong plant at a place. Roselle is an all season crop requiring from five to six months from seeding to ripe fruits.

Pkt. 15c; ½ oz. 50c; oz. 90c; ¼ lb. \$2.75; 1 lb. \$19.00

## SAGE

A very popular garden herb for Florida. It is used in flavoring or seasoning and is said to have medicinal properties. Leaves should be cut as plant blooms, and should be dried quickly in the shade. Grows 12 to 18 inches tall.

**CULTURE.** Sage does well on a sandy soil. Plant seed in rows 15 to 18 inches apart. Thin to six inches in the row. The plant is a hardy perennial, and of easy culture in Florida.

Pkt. 25c; ¼ oz. 75c; 1 oz. \$2.50

## SALSIFY

Plant ½ oz. to 25 feet for a family of 3 or 4 people.

**CULTURE.** Drill seed in rows 1½ feet apart, and when 4 inches high, thin out, leaving plants 2 to 4 inches apart. Salsify succeeds best in rich, deep, sandy loam soil. Plant in Florida from October to March. It does best when grown during the cooler months. Fine for home gardens and for market.

**MAMMOTH SANDWICH ISLAND.** (120 days from seed planting to edible roots.) This is an improved type, producing large, thick, tapering, smooth, white roots, less likely to branch than other sorts. Roots range from 6 to 8 inches in length and 1 to 1½ inches in thickness. This vegetable is sometimes called "vegetable oyster" because when the roots are cooked they have somewhat of an oyster flavor.

Pkt. 10c; oz. 30c

# SQUASH

Squashes exhibit greater variation in plant and fruit character and hybridize or cross and become mixed more readily in seed production than any other vegetable. Consequently squashes are given special care and attention in our breeding grounds and production fields in the north and west. Pedigreed lines are established by covering buds on most desirable plants with bags to control pollination and prevent crossing. Market seed is grown from these pedigreed lines in fields well-isolated from any other squash variety. In this way we are able to supply our customers with uniformly true-to-type strains of squash seed.

**CULTURE.** This is one of the quickest and easiest crops that can be grown, and usually proves very profitable. The earliest varieties begin bearing in six or seven weeks from time of planting the seed. Squashes can be grown on almost any kind of soil. Use from 800 to 1,200 pounds of fertilizer per acre.

For bush varieties, have rows at least 3 to 4 feet apart and hills 3 feet apart in the row; running varieties should be planted in rows 8 to 10 feet apart, and hills 5 to 6 feet apart. Put six to eight seeds in each hill, and thin out to two plants when 3 inches high. Squash in Florida is a good paying crop for fall or spring. Plant for spring, during January, February, and March; for fall, from August until October. The early Squash brings the big money. For the control of squash insects and diseases see pages 48 and 51.

The number of days in parentheses after each variety named represents the average time required from seed planting to edible or marketable fruits.

Prices quoted are postpaid.

Write for special prices on larger quantities.

## Squash - Bush Varieties

Plant 2 to 3 pounds per acre of bush varieties.

In the garden plant one packet in 12 hills for a family of 3 or 4 people.

**GIANT YELLOW SUMMER STRAIGHTNECK.** (52 days.) Similar to Giant Yellow Summer Crookneck except with a straight instead of a curved neck making it easier to pack. Its deep, rich yellow color makes a demand for it on any market. Of larger size, but not as prolific, and later as compared to Early Prolific Straightneck.

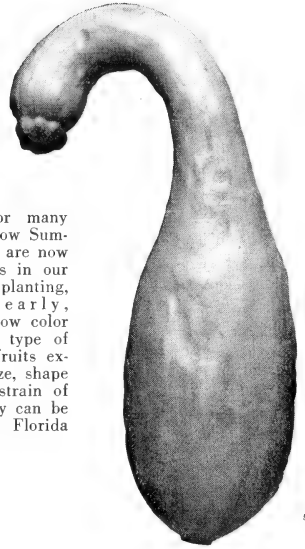
Pkt. 10c; oz. 15c; ¼ lb. 40c; 1 lb. \$1.25

**COCOZELLE.** (Long Slender Italian Vegetable Marrow.) (50 days.) This is the true Italian Vegetable Marrow. When ready for market, the fruit is 10 to 12 inches long, slender, 1 to 1½ inches in diameter, cylindrical in shape, straight, smooth, dark green with lighter green stripes. Our stock of this variety produces a small, bushy, open type of plant, with small, deeply cleft leaves, but with an immense yield of uniformly true to type fruits. We have devoted many years to the development of this superior strain, and we can say with full confidence that our Cocozelle is the earliest, most prolific, and uniformly true to type strain you can secure anywhere and at any price.

Pkt. 10c; oz. 15c; ¼ lb. 45c; 1 lb. \$1.50

**LONG BLACK COCOZELLE.** (50 days.) This strain of Cocozelle is similar to the regular Cocozelle variety, but instead of making striped fruits like the regular strain, the fruits are a very attractive, solid, dark green color, somewhat similar in color to Black Zucchini, but in size and shape they are similar to regular Cocozelle. This strain of Cocozelle makes very attractive appearing, long, slender, straight, dark green fruits, which should bring a premium on the market.

Pkt. 10c; oz. 15c; ¼ lb. 45c; 1 lb. \$1.50



Early Yellow Summer Crookneck or Baby Crookneck Squash

**EARLY YELLOW SUMMER CROOKNECK OR BABY CROOKNECK.** (45 days.) This is the most popular and most extensively grown of any variety of squash in Florida. This variety is similar to Giant Crookneck, except smaller in size, with a thinner, more curved neck, and earlier in maturity. It is also more prolific. Its rich, bright, lemon-yellow color gives it a very good market appearance, and it is in big demand on all southern markets. Our stock of this variety is exceedingly prolific and absolutely true to type.

Pkt. 10c; oz. 15c; ¼ lb. 40c; 1 lb. \$1.25

**EARLY PROLIFIC STRAIGHTNECK.** (42 days.) This development is ten days earlier and more productive than other strains of Summer Straightneck Squash. The plants are less vigorous, and the fruits are smaller, less warted, much more uniform, and of brighter lemon-yellow color than other strains of the Straightneck type. Valuable for both home and market use. Requires somewhat richer soil and heavier fertilization than other varieties to produce good sized fruit. Because of its uniformity, earliness, high yield, and attractive appearance, this variety is growing in popularity by leaps and bounds on all markets.


Pkt. 10c; oz. 15c; ¼ lb. 40c; 1 lb. \$1.25

**GIANT YELLOW SUMMER CROOKNECK.** (50 days.) As the name implies, the fruits are large, with a rather thick neck. The plants make a very large, vigorous growth, considerably larger than early Yellow Summer Crookneck. This Squash has gained great popularity due to its fine market appearance. It is not quite as prolific, and somewhat later and larger fruited than Early Yellow Summer Crookneck.

Pkt. 10c; oz. 15c; ¼ lb. 40c; 1 lb. \$1.25

**KILGORE'S IMPROVED SELECTION BLACK ZUCCHINI.** (New) (45 days.) The plant, instead of developing a large, vigorous growing bush, forms a short, single semi-runner, and produces an enormous yield of fruits over a long period. The plant is of an open type of growth, with small, deeply cleft leaves, allowing the air and sunlight to circulate and prevent fruit rot. The fruits are uniformly dark green in color, six to eight inches long at market stage, and of uniform diameter from stem to blossom end. A new, extra early, extremely prolific, improved strain of Black Zucchini.

Pkt. 10c; oz. 15c; ¼ lb. 45c; 1 lb. \$1.50



Kilgore's Improved Selection Black Zucchini Squash



## SQUASH - BUSH VARIETIES

(Continued)

**EARLY WHITE BUSH. (Patty Pan Type.)** (48 days.) This is a very popular type of squash for shipment to Northern markets. The comparatively smooth fruits are of pure white color, are round and flat but deep, with ridged or scalloped edges, measuring about five to six inches across by three inches thick when ready to market. This variety is very early in maturity and can be shipped about seven weeks after planting. Our stock is very early, extremely prolific and uniformly true to type.

Pkt. 10c; oz. 15c;  $\frac{1}{4}$  lb. 40c; 1 lb. \$1.25

**MAMMOTH WHITE BUSH. (Patty Pan Type.)** (50 days.) A large strain of the Early White Bush, the fruits being about one-third larger, measuring 6 to 8 inches in diameter. It is slightly later in maturing and not quite as prolific as Early White Bush. Color is a beautiful waxy white. The fruits are thick, tender, and of very good quality.

Pkt. 10c; oz. 15c;  $\frac{1}{4}$  lb. 40c; 1 lb. \$1.25

**WOOD'S EARLIEST PROLIFIC. (Patty Pan Type.)** (42 days.) This is the earliest, meatiest, and most prolific of the patty pan type. It will average seven days earlier than Early White Bush, mature all of its fruits quickly and will be almost half through producing by the time Early White Bush begins making much of a crop when planted at the same time. The plants are extremely prolific, producing round, smooth, deep, thick fruits, very slightly scalloped, and of a silvery gray color. The fruits are much deeper and thicker than the White Bush, being bulged at both stem and blossom ends. A very desirable sort to grow where very early squashes of the bush scalloped type are wanted for home use or to ship.

Pkt. 10c; oz. 15c;  $\frac{1}{4}$  lb. 40c; 1 lb. \$1.25

## SQUASH - RUNNING VARIETIES

Plant one pound per acre of running varieties.

In the garden plant one packet in ten hills for a family of 3 or 4 people.

The running varieties of squash are distinct from the bush varieties—the vines run 10 to 12 feet, and the squashes weigh from 2 to 12 pounds. The fruits are left on the vines until fully grown with a hard rind, and are then harvested by cutting the stem. Running squash may be stored in a cool, dry place until desired for use, but must be handled carefully to avoid bruising. They are claimed to be much richer in flavor and more nutritious than bush squashes. Unlike bush squashes, which are prepared only by boiling or frying, fruits of the running varieties may be stored, and used either boiled, baked or for making delicious squash pies.

**BLUE HUBBARD.** (115 days.) This strain is superior in edible quality to other Hubbards. The blue-gray colored fruits are large, round, pointed at both ends and slightly rough and ridged. Flesh is thick, yellow-orange, of fine flavor. Ideal for baking and for pies. The best keeper of all Hubbards.

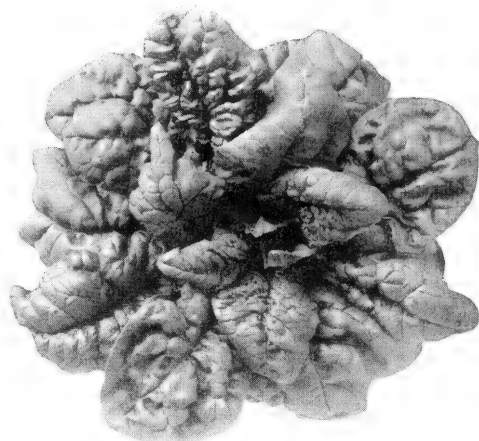
Pkt. 10c; oz. 20c;  $\frac{1}{4}$  lb. 50c; 1 lb. \$1.75

**GREEN HUBBARD.** (110 days.) Plant very vigorous and productive. The fruits are large and oval, and the dark bronze-green, warty rind is very thick, so that the fruits will keep over long periods in storage. Its thick orange-yellow flesh is dry and sweet, making it excellent for pies and baking.

Pkt. 10c; oz. 20c;  $\frac{1}{4}$  lb. 50c; 1 lb. \$1.75

**TABLE QUEEN OR ACORN.** (60 days.) Although belonging to the running sorts, this squash is almost as early as the bush types and has become very popular in Florida. Its very dark green, oval fruit is small, weighing about two pounds, and is about five to six inches long, and four and one-half inches in diameter, with sides deeply ribbed, and with a point at the blossom end. Its light yellow flesh is very fine grained and sweet. It is a very good keeper and desirable for home and market use, also for shipping.

Pkt. 10c; oz. 20c;  $\frac{1}{4}$  lb. 50c; 1 lb. \$1.75



A typical plant of Virginia Savoy Spinach

## SPINACH

**Virginia Savoy and Giant Nobel—Plant 12 to 15 pounds per acre in rows, or 20 to 25 pounds per acre broadcast. In the garden plant 2 ounces to 75 feet of row for a family of 3 or 4 people.**

**New Zealand—Plant 3 to 4 pounds of seed per acre. In the garden plant one ounce to 25 feet of row for a family of 3 or 4 people.**

Prices quoted are postpaid.

Write for special prices on larger quantities.

**CULTURE FOR VIRGINIA SAVOY AND GIANT NOBEL SPINACH.** Successful for fall and winter planting. Does not grow well in hot weather. Requires a moist, rich soil, the richer the better. Plant seed in rows 16 to 20 inches apart, and thin to 2 to 4 inches apart in the row. May be planted broadcast, thinning plants to stand about 8 by 8 inches apart.

**CULTURE FOR NEW ZEALAND.** As seeds are very hard and germinate with difficulty, soak them in warm water for 24 hours to hasten germination. Plant in rows three feet apart, and drop three or four seeds per hill about 20 inches apart.

**VIRGINIA SAVOY (Blight Resistant).** (40 days.) Better for market than the smooth leaved varieties, because it does not pack as closely and thus is not as subject to heating as are the smooth leaved varieties, nor does it wilt or turn yellow as quickly before reaching the consumer. Developed for resistance to blight or mosaic disease. The plant is upright and compact in growth, with very thick, curly or savoyed dark green leaves. Best variety to grow for market.

Pkt. 10c; oz. 20c;  $\frac{1}{4}$  lb. 50c; 1 lb. \$1.75

**GIANT NOBEL (Giant Thick Leaved).** (45 days.) Smooth leaved spinach is more popular for canning or dehydration than savoy leaved because of the greater ease with which it can be cleaned and made ready for processing. This variety produces a more vigorous, strong growing, spreading growth than Virginia Savoy, with very large, broad, arrow shaped with rounded tip leaves, of bright green color, slightly crumpled, very firm and thick in texture. Leaves are tender, succulent and of high quality.

Pkt. 10c; oz. 20c;  $\frac{1}{4}$  lb. 50c; 1 lb. \$1.75

**NEW ZEALAND.** (60 days.) Entirely distinct from the true Spinach. The plant is tall and very spreading, with numerous side shoots. It grows to a height of 1 foot and spreads to a radius of 2 feet. Leaves are very thick, light green, rather small, broad and pointed. It grows well in hot weather, and is sometimes called "Summer" or "Hot-weather Spinach." The leafy tips of the branches are removed and new growth follows, making possible many cuttings. It does best on moist, rich land.

Pkt. 10c; oz. 30c;  $\frac{1}{4}$  lb. 75c; 1 lb. \$2.50

# TOMATO

Sow  $\frac{1}{4}$  pound in seed-bed to plant an acre, or plant  $\frac{1}{2}$  pound per acre in field.

For the garden sow one packet in a seed-bed for 50 plants to set 150 feet of row for a family of 3 or 4 people.

If plants are staked and pruned, which is advisable in the garden, sow one packet in seed-bed for 50 plants to set 75 feet of row for 3 or 4 people.

Tomato seed has been one of our specialties for many years, and our stocks, which are grown for us in a new disease-free territory in the Middle West, are especially developed and selected for Florida growing conditions. We maintain that our Tomato seed cannot be surpassed for Florida conditions, and the reputation we enjoy is ample evidence of that fact.

The Kilgore Seed Company has had over 30 years of experience in Florida studying the particular requirements of Florida Tomato growers. Selections are made each year for earliness, high yield, adaptability, and uniformity in size, shape, and color.

**CULTURE.** Tomatoes will do well on almost all kinds of soil, from a light sand to a muck. The land should be put in good condition. Lay off rows  $3\frac{1}{2}$  to 5 feet apart, open a furrow, and drill in 1200 pounds per acre of high grade fertilizer such as a 4-7-5, and mix thoroughly with the soil. It is good policy to let this stand for seven to ten days and then plant the seed or set the plants. Seed may be planted direct in the field or preferably in a cloth-covered seed-bed. Plants started in a seed-bed should be 6 to 8 inches high when ready to transplant to the field, in  $3\frac{1}{2}$  to 5 foot rows and  $2\frac{1}{2}$  to 3 feet apart in the row, or if staked, 12 to 18 inches in the row, with rows 3 feet apart.

On the east coast of Florida, first plantings are made during August and continue until in January. North and Central Florida begin planting for a spring crop the middle to the latter part of December and continue to the middle of February. For a fall crop in Central Florida, plantings are made in July and August.

For the control of insects and diseases of Tomatoes see pages 48 and 53. It is desirable to treat the seed with Cuproside before planting to prevent damping off disease in the seed-beds (see page 49).

The number of days indicated after each variety named represents the time required from setting of plants in the field or garden to produce marketable fruits. It usually takes four or five weeks to produce plants for field setting.

**All prices quoted are postpaid.**

**Write for special prices on larger quantities.**


**KILGORE'S IMPROVED RUTGERS.** (82 days.) Our improved strain of this important variety is exceedingly uniform in plant growth and produces more uniform, smoother, thick walled, firmer, deeper globe-shaped fruits than other strains of this variety. The plant is a very vigorous grower, hardy, and heavy producer of firm green tomatoes which ripen to a bright red, producing an enormous yield of large, deep globe-shaped fruits over a long season. The large fruits are very firm, free of puffs, with thick outer and inner walls. The fruits of our improved strain size up well clear out to the end of the vine, and are smoother and freer of cracks at the stem end than other strains. This variety is especially recommended for a spring crop in Florida and is well suited for light sandy soils and also for shallow dry pine land on the lower east coast of Florida. Not suitable for deep wet glade lands where it makes too much vegetative growth. This variety stands more rain as well as more drought than other varieties. Many growers have told us that our Improved Rutgers makes the smoothest as well as the fanciest fruits of any strain of seed of this variety on the market today.

**Pkt. 10c;  $\frac{1}{2}$  oz. 25c; oz. 40c;  $\frac{1}{4}$  lb. \$1.25; 1 lb. \$4.50**

**KILGORE'S IMPROVED GROTHEN RED GLOBE.** (70 days.) This is a very early maturing, high yielding variety well adapted to old tomato land. The plants are of open growth with rather small foliage requiring rich, deep, moist land for best results, maturing fruits about 12 days earlier than Rutgers, and ripening to a beautiful red color. A very heavy producer of smooth, deep globe-shaped, large fruits, sizing up well clear to the top of the plants, producing a very high percentage of fancies. The fruits are firm and solid, and the interior ripens up slowly, making this variety an exceptionally good shipper. Extreme earliness and exceedingly high yields of large fruits, of excellent shipping quality, are the main factors recommending this variety. This variety does not do so well on light sandy soils, but is especially recommended for a fall, winter and early spring crop in Florida and is well suited to deep, wet glades, hammock, and rich sandy loam soils.

*Seed supply very limited.*

**Pkt. 10c;  $\frac{1}{2}$  oz. 30c; oz. 45c;  $\frac{1}{4}$  lb. \$1.40; 1 lb. \$5.00**



Kilgore's  
Improved Grothen  
Red Globe Tomatoes

# TOMATO (Continued)



A Packing House at Palmetto, Florida, showing Kilgore's Improved Rutgers Tomatoes being graded and packed for market.

**KILGORE'S BRED-RITE MARGLOBE.** (77 days.) This is an excellent strain of the old standard type of Marglobe. It produces a heavy, vigorous plant growth, resistant to nailhead rust, Fusarium wilt and other diseases. The deep globe-shaped, smooth fruits are heavy, thick walled, firm or solid, and are free of navel and blossom-end scars. The ridging at stem end has been practically eliminated. We have made selections for larger fruit size. Fruit ripens to a beautiful deep scarlet-red color. Our Bred-Rite strain consistently produces a very high percentage of fancy fruits which results in fancy prices.

**Pkt. 10c; ½ oz. 25c; oz. 40c; ¼ lb. \$1.25; 1 lb. \$4.50**


**FLORIGLOBE OR MARHIO.** (75 days.) This is a wilt-resistant, pink Marglobe. Our strain of this has been especially developed for uniformity, freedom from cracking, smoothness at the stem end, and for a deep globe shape. A vigorous grower and heavy cropper of large sized, fancy, pink fruits.

**Pkt. 10c; ½ oz. 25c; oz. 40c; ¼ lb. \$1.15; 1 lb. \$4.00**

**PAN AMERICA (New-Wilt Resistant).** (80 days.) This new variety bred and developed by the U. S. Department of Agriculture from a cross between Marglobe and a wild Peruvian red currant tomato selection, is extremely resistant to tomato Fusarium Wilt disease. It makes a large, vigorous, robust, strong growing plant, with large leaves but with a fairly open vine growth. The vine growth and foliage is not quite as dense and heavy as that of Rutgers. The fruits are large, very deep globe shaped, smooth, meaty, with thick walls, and ripen to a beautiful deep red or scarlet color. It is a few days earlier than Rutgers. In our trials on the west coast of Florida, this new variety shows much promise, either for staking or as a ground tomato. It should be particularly useful in those regions having soils heavily infested with the Fusarium Wilt fungus, because it is much more resistant to tomato wilt than any other commercial variety yet tested.

*Seed supply extremely limited.*

**Pkt. 15c; ½ oz. 55c; 1 oz. \$1.00  
¼ lb. \$3.25; 1 lb. \$12.00**



Typical Pan America Tomato Fruits (note deep globe shape).

# TOMATO (Continued)



A Field of Staked Kilgore's Improved Grothen Red Globe Tomatoes in Manatee County, Florida.

**STOKESDALE, IMPROVED.** (70 days.) This variety is quite similar to Grothen Red Globe in time of maturity and in vine growth, although our trials indicate it to be somewhat more vigorous with slightly larger, heavier leaves. The vines hold up somewhat longer and better than Grothen Red Globe and are very productive of an immense number of smooth, solid, deep globe-shaped, red fruits, but the fruits are smaller in size than Grothen Red Globe and Rutgers. For best results under Florida conditions, this variety should be grown on deep, fertile land, with plenty of moisture, in order to get large sized, fancy grade fruit.

Pkt. 10c; ½ oz. 25c; oz. 40c; ¼ lb. \$1.15; 1 lb. \$4.00

**FLETCHER'S SPECIAL.** (80 days.) The vine growth is vigorous, withstanding wet weather conditions better than other varieties. The fruit is smooth and averages larger than Marglobe, ripening uniformly to a beautiful deep red. It is very heavy and meaty with small seed cavities, which makes it resistant to puffiness and an ideal long distance shipper. An exceedingly heavy producer of large, globe-shaped fruits.

Pkt. 10c; ½ oz. 25c; oz. 40c; ¼ lb. \$1.15; 1 lb. \$4.00

**NEW EXTRA SELECTED GLOBE.** (80 days.) This extra selected strain is one of the strongest and most vigorous growers, and because of this vigor the plants stay green and in bearing condition, producing marketable fruits longer than most other strains of the pink globe variety. The plant has an open, spreading habit of growth, and is ideally suited for staking and pruning. Its smooth, perfectly globe shape fruits do not crack, and ripen to a beautiful deep pink color. This extra selected strain produces a very high percentage of large, smooth, uniformly deep globe-shaped fancy fruits even on the top hands. No finer strain of this standard variety for Florida growing conditions can be found anywhere.

Pkt. 10c; ½ oz. 25c; oz. 40c; ¼ lb. \$1.25; 1 lb. \$4.50

**PRITCHARD OR SCARLET TOPPER.** (75 days.) The Pritchard was developed by crossing Marglobe with Cooper's Special Self-Topper. It combines the good qualities of both parent varieties. Vines medium dense, compact, erect, self-topping. Fruits mature very early, several days earlier than Marglobe, are large, smooth, meaty, globular in shape and ripen uniformly to a very deep attractive red color, both exterior and interior. This variety is an enormous producer and therefore requires rich or liberally fertilized moist soil. Does especially well on Everglades muck.

Pkt. 10c; ½ oz. 30c; oz. 45c; ¼ lb. \$1.40; 1 lb. \$5.00

**GLOVEL.** (80 days.) This variety comes from a cross between Globe and Marvel. The vine growth is strong and vigorous. The fruit is of deep globe shape, large, firm, smooth, and notably free from growth cracks, and ripens to a pink color. It is highly resistant to Fusarium Wilt and to nailhead rust disease.

Pkt. 10c; ½ oz. 25c; oz. 40c; ¼ lb. \$1.15; 1 lb. \$4.00

**LIVINGSTON'S GLOBE, IMPROVED.** (80 days.) An improved strain of the old Livingston's Globe variety, popular in the Gulf States for many years. Our improved strain is very productive of fancy, perfectly globe-shaped fruits, holding their large size and shape until the last pickings. Ripens to a beautiful deep pink.

Pkt. 10c; ½ oz. 25c; oz. 40c; ¼ lb. \$1.25; 1 lb. \$4.50

**PONDEROSA.** (Brimmer.) (88 days.) A very large, pink-fruited variety. The fruits are more or less flattened, very solid and meaty with few seeds, and of splendid edible quality. Recommended only for home gardens because its unusual size and weight are disadvantages in shipping.

Pkt. 10c; ½ oz. 35c; oz. 60c; ¼ lb. \$2.00; 1 lb. \$7.50

**OXHEART.** (90 days.) A smooth, thick, tender and almost seedless pink-fruited tomato of delicious flavor. Rich soil adds greatly to its productiveness. This is an ideal variety for the home garden and for the local market.

Pkt. 10c; ½ oz. 35c; oz. 60c; ¼ lb. \$2.00; 1 lb. \$7.50

# TURNIP AND RUTABAGA

Plant 2 to 3 pounds per acre.

In the garden plant 1 packet to 60 feet of row for a family of 3 or 4 people.  
Seed supply of all varieties very limited.

We list only the varieties that are best suited to Florida growing conditions. All our turnip seed is grown from special hand-selected and transplanted roots.

**CULTURE.** Plant in rows 15 to 20 inches apart. Thin early to 1 inch, because any overcrowding will result in misshapen, slow-growing, poor quality roots. Final thinning should be to about two or three inches apart. Thinnings may be used for turnip greens. For best quality, turnips should be grown rapidly in rich, moist soil. Turnips can be planted every month in the year in Florida. Rutabagas are best grown as a late fall and winter crop and should be planted in rows 2 to 3 feet apart and thinned to 5 or 6 inches.

The number of days after each variety is the time required to produce edible roots from seed plantings.

Prices quoted are **postpaid.**

Write for special prices on larger quantities.

**KILGORE'S EARLY FLORIDA.** (35 days.) We have an exceptionally fine stock of this early variety. Our seed is grown from special hand-selected and transplanted roots. The roots are of medium size, smooth, flat, and white, with a bright purple top, and extremely early. Recommended as an extra early home garden and local market variety.

Pkt. 10c; oz. 15c; ¼ lb. 45c; 1 lb. \$1.50

**WHITE GLOBE.** (44 days.) A handsome, pure white, very large, perfectly round Turnip of fine quality. It has small tops, grows rapidly, and gets very large, producing a heavy yield per acre. Closely resembles Purple-Top White Globe except for color.

Pkt. 10c; oz. 15c; ¼ lb. 40c; 1 lb. \$1.25

**EARLY WHITE EGG.** (45 days.) An early, oval or egg-shaped variety with clear white roots of medium size. The flesh is white, firm, fine-grained and sweet.

Pkt. 10c; oz. 15c; ¼ lb. 40c; 1 lb. \$1.25

**SHOGIN OR FOLIAGE TURNIP.** (50 days.) A louse-resistant foliage turnip which resists the hot, scorching sun, dry weather, and lice. It produces an immense yield of upright growing foliage, which is always in good demand during late spring and summer in Florida. The roots are white, semi-globe shaped, but more largely planted for the tops which are extremely large, thick, succulent, tender, and of finest mild flavor.

*Seed supply very short.*

Pkt. 10c; oz. 15c; ¼ lb. 45c; 1 lb. \$1.50



A typical root of Purple-Top White Globe Turnip

**PURPLE-TOP WHITE GLOBE.** (50 days.) Roots are almost perfect globe-shaped, and the flesh and skin are pure white, with a beautiful purple or red at the stem end above ground. Very fine-grained and sweet, of superior quality. Grown most extensively in Florida for shipment to northern markets.

Pkt. 10c; oz. 15c; ¼ lb. 40c; 1 lb. \$1.25

**KILGORE'S FLORIDA MARKET.** (Formerly Tokyo Market.) (35 days.) This variety is extremely early in maturing, producing very beautiful, attractive, white, globe-shaped roots, with a very fine tap root. Foliage grows upright, is louse-resistant, but not as luxuriant and heavy as Foliage turnip. Where a very early, uniform, pure white, globe-shaped turnip is desired, Florida Market is the very best variety to plant. Our special stock of this variety is exceedingly uniform, all the roots being of similar shape and maturing about the same time, which makes it an ideal variety to grow for market. The roots are of exceptionally fine quality, and of exceeding-ly attractive market appearance.

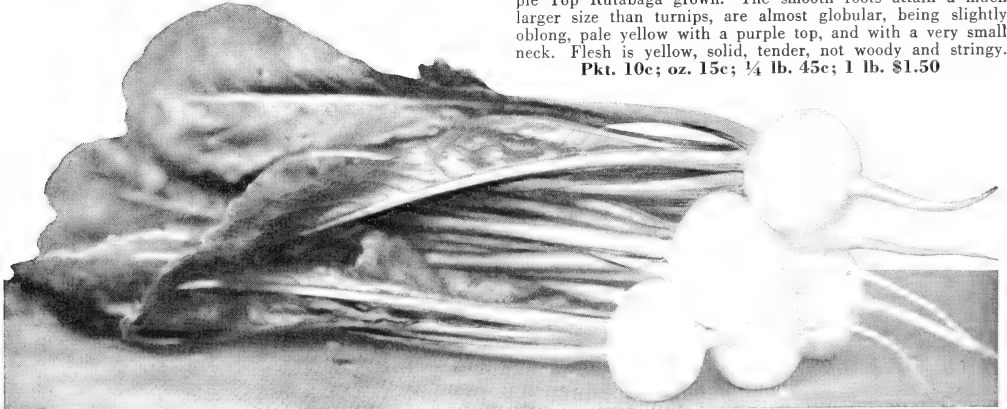
**Sold out until Early Fall, 1944**

## RUTABAGA

*Seed supply extremely limited*

**AMERICAN IMPROVED.** (90 days.) The very finest Purple Top Rutabaga grown. The smooth roots attain a much larger size than turnips, are almost globular, being slightly oblong, pale yellow with a purple top, and with a very small neck. Flesh is yellow, solid, tender, not woody and stringy.

Pkt. 10c; oz. 15c; ¼ lb. 45c; 1 lb. \$1.50



Shogoin or Foliage Turnip.

# WATERMELON

Plant 1 pound per acre.

In the garden plant 1 packet in 10 hills for a family of 3 or 4 people.

Our Bred-Rite watermelon seed stocks are produced by an expert seed grower and not by a commercial grower or shipper. Not a single melon is sold or shipped from our Bred-Rite Seed Growing Fields. Our Bred-Rite melon seed is the finest and best that can be secured anywhere. In selecting our stock seed, we save true-to-type melons from only the most vigorous growing, prolific vines, which produce melons of uniform color, shape and size, and of uniform high edible quality.

**CULTURE.** Watermelons may be grown on nearly all kinds of Florida soils that have good drainage, but rolling, sandy pine land is preferred. In general, new land is best for this crop in order to avoid diseases. The field should be checked off, planting the seed in hills 8 feet apart each way or 7 by 9 feet. Seed should be planted  $\frac{1}{2}$  to 1 inch deep, and plants should be thinned to 2 or 3 plants per hill when they are still small and when all danger of frost is past, later thinning to 1 plant per hill for best results. The most successful growers apply a 4-7-5 fertilizer mixture about a week before planting the seed. A second application may be made if necessary when the vines begin to run. The fertilizer should be worked into the hills before planting the seed. A second application may be made if necessary when the vines begin to run. The fertilizer should be worked into the hills before planting at the rate of two pounds per hill, or 800 pounds per acre. The first planting of watermelons for an early crop in Florida should be made about January 1st and successive plantings may be made up to about the middle of February in Central and South Florida. Plantings in North Florida are made two or three weeks later. For watermelon seed treatment see page 49.

For earlier melons use *Hotcaps*. (See page 59.)

The number of days after each variety named indicates the time from seed planting to ripe fruit.

Prices quoted are postpaid.

Write for special prices on larger quantities.

**KILGORE'S BRED-RITE DIXIE QUEEN.** (90 days.) This sensational introduction has become one of Florida's leading shipping melons. It possesses all the good qualities demanded by commercial growers, namely, good size, color, flavor, shipping quality and high yield. The almost round fruits average 32 pounds. The flesh is of a most attractive, rich, bright-red color. It is solid, with very few small white seeds. The outer skin is light green, striped and blotched with dark green. The rind, although thin, is tough and does not bruise easily, making it an ideal shipping melon. It is one of the sweetest-flavored and highest quality melons grown. This variety is sometimes called "White Seeded Cuban Queen." Because of its many desirable features, Dixie Queen has become one of the leading, standard commercial varieties of Florida, and because of its high edible quality it is also grown extensively for home use.

Pkt. 10c; oz. 15c;  $\frac{1}{4}$  lb. 45c; 1 lb. \$1.50



**LEESBURG (Wilt-Resistant.)** (95 days.) This variety, originated by Dr. M. N. Walker of the Florida Agricultural Experiment Station, and developed at Leesburg, Fla., is attracting a great deal of attention in Florida. It not only is extremely resistant to Fusarium Wilt disease, which permits of its being grown on the same land successive years, but it also possesses desirable qualities for commercial shipping as well as a home garden melon. It makes a heavy, vigorous vine growth, which means productivity and high yields. The melons are elongated, like Watson, but are more symmetrical, somewhat shorter, and more chunky and blocky at both ends, having a shape ideal for loading in cars and for the markets. The rind is thin, but very tough and strong, making it a very good shipper. The smooth rind is of dark green color, stands more sun without sun-burning than other green melons. The weight, under good growing conditions, ranges from 26 to 30 pounds, an ideal size for market. The flesh is solid throughout, with an attractive deep rose-pink color, and with very few small white seeds. In cutting hundreds of melons no trace of white heart has ever been discovered. Exceedingly sweet, of fine firm texture, not stringy, and ripens clean to the rind with a sharp line of demarcation between flesh and rind. This variety should be of particular value to home gardeners who, because of wilt disease in their soils, cannot grow other varieties of watermelon.

Pkt. 10c; oz. 15c;  $\frac{1}{4}$  lb. 40c; 1 lb. \$1.25

**BLACKLEE (New Wilt-Resistant.)** (95 days.) We are, for the first time, listing this new, wilt-resistant variety, originated, developed and just released last year by the Florida Agricultural Experiment Station. Blacklee was developed from a cross of Leesburg and Hawkesbury. This variety grows vigorously, is very resistant to Fusarium Wilt disease, and produces uniform, medium size, elongated, blocky, attractive appearing melons with a dark green colored rind, which rind is very thin but hard, tough and of good carrying quality, making it a good long distance shipper. The flesh, which runs within one-half inch of the outside of the melon, is an attractive bright red with medium size black seed, of excellent flavor and texture and delicious eating quality. The melons will, under good growing conditions, average 34 pounds, an ideal size for shipping. In addition to disease resistance, this variety possesses about all the desirable characteristics one could wish for in an ideal shipping, local market and home garden variety.

*Seed supply extremely limited.*


Pkt. 10c; oz. 30c;  $\frac{1}{4}$  lb. 75c; 1 lb. \$2.50



Kilgore's Bred-Rite Dixie Queen Watermelon



# WATERMELON (Continued)



**Cannon Ball or Florida Giant: A Most Promising, High Yielding Variety for Florida.**

**GENUINE GARRISON (Dude Creek).** (90 days.) This prized variety grows vigorously. Fruits are uniformly cylindrical in shape, very large, long, with a thin, tender rind. The color is white and green striped, the green stripes usually being broken. The shape and stripings are similar to those of the Georgia Rattlesnake variety, but it is an entirely different melon. It has a very delicate flavor, sweet and tender meat, and grows to weigh 40 to 50 pounds, if the vines are pruned to one or two good shaped melons per plant, pulling off all other melons at least twice a week. Because of its high edible quality and large size it is rapidly gaining popularity and commanding premium prices. It is not, however, a shipping melon because of the brittle, easily broken rind, but is grown extensively for local markets.

**Pkt. 10c; oz. 25c; ¼ lb. 60c; 1 lb. \$2.00**

**FLORIDA MAMMOTH SWEET or TEXAS SWEET.** (New) (95 days.) This new variety makes the largest size melons of any variety, under ideal growing conditions producing melons 50 to 60 pounds or more in weight. The fruits are long, and have a medium thick rind, which is dark green in color, indistinctly striped with lighter green. The flesh is a bright, attractive red, very sweet and free of hard centers, and contains very few, exceedingly small, black seeds. Where unusually big sizes of high quality melons are desired this new variety has no superior.

**Pkt. 10c; oz. 25c; ¼ lb. 60c; 1 lb. \$2.00**

**IMPROVED KLECKLEY'S SWEET OR WONDERMELON.** (95 days.) This is an early melon for the local market and home garden. The vines are sturdy and prolific and the green rind fruit is long, slightly constricted toward the stem end, with a very crisp, sweet and fine flesh. The rind is too thin to make a good shipper, but because of its high edible quality it is very popular for home use and for local market.

**Pkt. 10c; oz. 15c; ¼ lb. 40c; 1 lb. \$1.25**

**FLORIDA FAVORITE.** (95 days.) An early, long, medium-sized melon, irregularly striped with lighter green. The flesh is a deep red and very delicious. This melon does not ship very well, but it is a desirable variety for the garden and home market because of its high edible quality.

**Pkt. 10c; oz. 15c; ¼ lb. 40c; 1 lb. \$1.25**

**CANNON BALL or FLORIDA GIANT.** (92 days.) Our trials have indicated that this medium early variety is a valuable addition for Florida melon growers. The vines are of a very vigorous growth and exceedingly heavy producer of very large, nearly round, solid dark-green skin melons, with thick rind and firm, rather coarse grained and fibrous, sweet, deep red, attractive flesh, with small black seeds. Very hardy, and withstands poor growing conditions better than other varieties. This variety is sometimes called black seeded Stone Mountain. It resembles Stone Mountain in form, but has a much darker green rind and grows to much larger size. Because of the dark green rind, it is in great demand, always having a fresh appearance. Growing in favor by leaps and bounds among commercial melon growers in Florida. Also a desirable home garden variety.

**Pkt. 10c; oz. 25c; ¼ lb. 60c; 1 lb. \$2.00**

**KILGORE'S BRED-RITE STONE MOUNTAIN. (Improved Light Green Rind Strain.)** (95 days.) This is an early melon and has become very popular in all the large Watermelon-growing districts. It is a large, round melon with deep red flesh that has a very delicious flavor. The medium hard, green rind makes it an excellent shipper. Vines are very prolific and the fruit has very few seeds, being almost all good, crisp, red meat clear to the rind, of delicious flavor and sweetness. Ours is the genuine, true to type, mingled light green color Stone Mountain. This strain has been developed and selected for uniformity and for high yields of true light green rind melons, free of white heart and solid meated throughout with few pure white seeds having a dark ring around the edge. There is a strain of large dark green rind Stone Mountain which has not been satisfactory. We have bred away from this type.


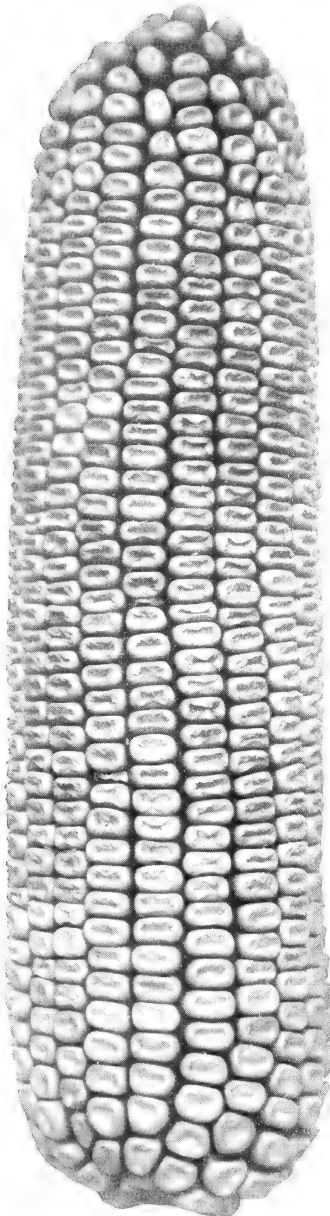
**Pkt. 10c; oz. 15c; ¼ lb. 45c; 1 lb. \$1.50**

**KILGORE'S IMPROVED WATSON.** (100 days.) This is the most popular of all shipping melons. Cylindrical in shape, with medium dark green, thick, tough rind. The flesh is very firm, sweet, and has been bred especially for solid, deep red meat, entirely free of hard, white center, commonly called white heart. Our stock of this variety is absolutely pure and has been developed for high yielding qualities of uniformly true-to-type melons.

**Pkt. 10c; oz. 15c; ¼ lb. 40c; 1 lb. \$1.25**

# FIELD SEED—FIELD CORN (For Roasting Ear and Sweet Corn, See Page 18)

Plant 7 pounds per acre or 1 bushel to 8 acres.



Kilgore's field corn seed is grown in isolated fields from the highest yielding pedigreed strains. The most perfect ears are selected, carefully dried and run over a long conveyor table, where expert corn pickers throw out every ear that is unsound, diseased or off-type. Only large ears with deep grain, straight rows and good tip and butt are saved. Each ear is hand tipped and butted, shelled and carefully graded to remove cracked, oversized and undersized grains.

Treat corn seed with Pyrox and keep the birds away. Pyrox also aids germination and helps secure a better stand. (See page 55.)

The number of days indicated after each variety name represents the time from seed planting to harvest under average spring conditions in Florida.

**Write for special prices on larger quantities.**

**SPECIAL CUBAN YELLOW FLINT.** (96 days.) Our special strain of this variety was developed from a cross of the regular old type Cuban or Havana Flint and Red Dent, and our seed stock has been selected each year from only the largest and best ears produced on strongest and most vigorous growing plants. This special strain is deep rooted, therefore can be given closer spacing than other varieties. If given close spacing it will yield as much as any prolific corn. From 20 to 25% of the plants will produce two ears. Produces larger ears, longer grains, and heavier yields than other strains of this variety. More weevil resistant than any other variety, due to the long, tight, heavy and very tough husks. Seed is lemon to orange yellow in color, with about 95% white cobs, 5% red cobs. Produces well in extremely wet or dry seasons, and is recommended in all parts of Florida where extreme resistance to weevil damage is desired. Aside from weevil resistance, it is especially recommended for southern Florida, especially on muck lands.

**¼ lb. 10c; 1 lb. 25c; 2 lbs. 45c; postpaid.**

**Not prepaid, 14 lbs. (pk.) \$1.05; 56 lbs. (bu.) \$3.75**

**FLORIDENT WHITE.** (95 days.) This variety was bred and developed by the Florida Agricultural Experiment Station by selection from their pedigreed Florida 686, which was developed from a cross of Whatley Prolific and Cuban Yellow Flint. The variety contains about 78% high yield Whatley blood. Florident White is considered to be one of the best prolific field corns for Florida. Our stock seed is selected each year from the most prolific plants. Plants have a very strong root system and stalk, and are very resistant to lodging. The large ears are covered with hard, white, semi-flint kernels mostly on a red cob, protected by a long, tight, tough husk, 20% two-eared, 80% one-eared. Very resistant to weevils, with more flinty kernels and better husk covering than other common whitekerneled varieties.

**¼ lb. 10c; 1 lb. 25c; 2 lbs. 45c; postpaid.**

**Not prepaid, 14 lbs. (pk.) \$1.05; 56 lbs. (bu.) \$3.75**

**FLORIDENT YELLOW.** (95 days.) A sister to Florident white, having been selected, bred and developed for strong yellow kernels by the Florida Agricultural Experiment Station from the Experiment Station's pedigreed corn Florida 686. Stock seed is selected each year from the strongest and most productive plants. Plants have a very strong root system and stalk. Least lodging of any variety in tests at the Florida Experiment Station. A heavy yielder of large ears covered with hard, yellow, semi-flint kernels, protected by long, tight, tough husks. Much more weevil resistant than most varieties. 85% red cobs, 15% white cobs. The best and by far the heaviest yielding yellow field corn for Florida.

**¼ lb. 10c; 1 lb. 25c; 2 lbs. 45c; postpaid.**

**Not prepaid, 14 lbs. (pk.) \$1.05; 56 lbs. (bu.) \$3.75**

## Florident Corn

Developed by the Florida Experiment Station Especially for Florida.



# FIELD SEED—FIELD CORN (Continued)

Write for special prices on larger quantities.

**KILGORE'S IMPROVED FLORIDA FLINT (White Cob, Semi-Flint).** (92 days.) The small white cob is covered with long, deep, white, semi-flint grains. It is a heavy yielder and the husk grows well down over the end of the ear, which furnishes protection against weevils, worms and birds. This variety is very highly recommended as one of the best, medium-sized ear, white corns for general farm planting in Florida.

¼ lb. 10c; 1 lb. 25c; 2 lbs. 45c; postpaid.

Not prepaid, 14 lbs. (pk.) \$1.20; 56 lbs. (bu.) \$4.25

**HICKORY KING.** (91 days.) A very desirable, early, heavy-yielding white Corn, with very large, deep, broad grain and small cob. Will do well on thin Florida soil and is popular as a fine roasting-ear Corn. Hickory King is a standard and exceedingly popular variety in Florida as an early field Corn.

¼ lb. 10c; 1 lb. 25c; 2 lbs. 45c; postpaid.

Not prepaid, 14 lbs. (pk.) \$1.40; 56 lbs. (bu.) \$5.00

**WHATLEY'S RED COB PROLIFIC.** (98 days.) An early, very prolific, high yielding, two-eared, white seeded, red cob corn. Especially well suited to Florida. Long husk covers the tip of ears fairly well, making it quite resistant to worm and wet weather damage and bird attacks. Ears are large and heavy, small cob, deep white grain, which is rather hard and keeps well. Provides quality and quantity for roasting ears and for feed. One of the best, high yielding varieties for Florida.

¼ lb. 10c; 1 lb. 25c; 2 lbs. 45c; postpaid.

Not prepaid, 14 lbs. (pk.) \$1.05; 56 lbs. (bu.) \$3.75

**STRAWBERRY CORN.** (90 days.) This variety produces a short, stocky plant, resistant to heat and drouth. The ears are protected from weevils and ear worms by the long, tight husk or shuck. The large, deep grains are copper colored on the outside but are white inside. Valuable for early feed and for roasting ears. A very heavy yielder for an early corn.

¼ lb. 10c; 1 lb. 25c; 2 lbs. 45c; postpaid.

Not prepaid, 14 lbs. (pk.) \$1.35; 56 lbs. (bu.) \$4.75

**HASTING'S PROLIFIC.** (100 days.) This variety is of vigorous growth, rather late in maturity, but an immense yielder. Ears are medium size, usually two per stalk. Cob is small, covered with deep, white, hard kernels. Good for grain and for roasting ears.

¼ lb. 10c; 1 lb. 25c; 2 lbs. 45c; postpaid.

Not prepaid, 14 lbs. (pk.) \$1.10; 56 lbs. (bu.) \$4.00

**IMPROVED GOLDEN DENT.** (86 days.) A wonderful yielder, and does splendidly here in Florida. It is planted extensively for early use, but is too soft for a general crop. Has large, deep, broad grains, and is desirable for early feed.

¼ lb. 10c; 1 lb. 25c; 2 lbs. 45c; postpaid.

Not prepaid, 14 lbs. (pk.) \$1.35; 56 lbs. (bu.) \$4.75

**MEXICAN JUNE.** (89 days.) A splendid variety to plant in case your vegetable crop is a little late coming off the ground on which you desire to plant Corn. It is a drought and heat-resistant variety. This variety is very popular and a good yielder. May be used for roasting ears.

¼ lb. 10c; 1 lb. 25c; 2 lbs. 45c; postpaid.

Not prepaid, 14 lbs. (pk.) \$1.35; 56 lbs. (bu.) \$4.75

## POP CORN

Plant 10 pounds per acre.

**SOUTH AMERICAN GIANT YELLOW.** (100 days.) Ears are large, round, from six to seven inches long, with 12 to 16 rows of kernels, and the kernels are of the pearl type, being broad and smooth. It is a very heavy yielder. Extremely white when popped.

¼ lb. 10c; 1 lb. 30c; 2 lbs. 55c; postpaid

Not prepaid, 10 lbs. \$2.30; 25 lbs. \$5.25; 100 lbs. \$20.00

## INFORMATION ABOUT HYBRID SEED CORN

Hybrid corn is reproduced anew each year by plant breeders or specialists who recross, by hand, the inbred parent lines. Farmer's crop hybrid corn should never be planted as seed. It can not be too strongly emphasized that saving seed from a crop of hybrid corn will always produce disappointing results.

Hybrid seed corn necessarily is expensive, because of the time, labor and expense involved in producing it, but remember the seed cost per acre of corn is always small, because a bushel of seed will plant on an average about eight acres. Planting hybrid seed corn is the cheapest method known of increasing your corn yield by an average of 40%.

**LOUISIANA YELLOW HYBRID FLINT No. 2909.** (New) (95 days.) This new hybrid flint corn is a double cross of four inbred lines, developed by the U. S. D. A. cooperating with the Louisiana Experiment Station. This hybrid has given the highest yields of any flint corn in tests in Florida. The variety is very prolific, with most stalks producing two uniform ears, and many producing three or more ears. The ears are rather long and slender with a long, tight husk, giving excellent protection against weevils and wet weather. Stalks are strong and heavy, standing up well under adverse weather conditions. The medium depth kernels are a deep yellow color, and are of true, hard, flint character. This is the highest yielding, most uniform, true flint corn we have ever seen. Give it a trial planting this season and you will plant more next season.

Seed supply very limited.


¼ lb. 15c; 1 lb. 35c; 2 lbs. 60c; postpaid

Not prepaid, 14 lbs. (pk.) \$2.25; 56 lbs. (bu.) \$8.50

**FLORIDA W-1 HYBRID.** (New) (95 days.) This is a first generation cross hybrid of four inbred lines of corn developed by the Florida Experiment Station. This new variety is exceedingly prolific, with two ears on nearly every stalk, up to 20 per cent three-eared in tests at Gainesville. It was the highest yielding corn in variety tests at Gainesville, yielding an average of 43 per cent over the average yield of all ordinary varieties grown on farms in the northern half of Florida. This hybrid variety is especially recommended for north and central Florida, but not for Everglades muck. Ears have exceptionally long, tight husks making the variety very resistant to insect damage, smooth dent kernel type, highly resistant to weevils. Plant grows tall, with a slender stalk, and with a very strong root system. Seed is white, deep, with a very small cob; 50 per cent red cobs, 50 per cent white cobs.

¼ lb. 15c; 1 lb. 35c; 2 lbs. 60c; postpaid

Not prepaid, 14 lbs. (pk.) \$2.00; 56 lbs. (bu.) \$7.50



Typical Ears of the New Florida W-1 Hybrid Corn

Sample of 10 ears slip-shucked. Note long, tight husk protection against insect damage.

# FIELD SEED—GRASSES

(For lawns and pastures)

Good winter Pastures in Florida will be more important in 1944 than in many years because of the large number of live stock and the limited feed supplies.

We recommend that you order as early as possible. Our grass seeds are cleaned, well-bagged, and of highest quality stocks. Due to present uncertain conditions, all grass and field seed prices quoted are subject to change without notice.

Write for special prices on large quantities.

## BERMUDA GRASS (Unhulled)

Sow 25 to 100 pounds per acre or  
2 to 4 pounds per 1000 square feet.

Seed can be sown from March to November, and should be mixed with fine soil when sowing to get a good even distribution. For pasture, use 25 pounds per acre; for lawns or golf courses, where a heavy thick sod is desired, use  $\frac{1}{4}$  pound per 100 square feet or 100 pounds per acre. Bermuda Grass makes a beautiful velvety, permanent lawn where plenty of water is available and proper care given. It prefers a loam or clay loam soil, and grows well on sand or muck, but requires an ample moisture supply. It will not grow well in the shade. It spreads by surface runners, also by underground root-stocks. A Bermuda lawn can be started by setting out the plants or by sowing seed. When Bermuda Grass turns brown in late fall and winter, give it a good application of sheep manure at the rate of 5 pounds per 100 square feet, or 1 ton per acre, and  $\frac{1}{2}$  pound Italian Rye Grass per 100 square feet, or 200 pounds to acre, broadcasting both seed and sheep manure right on top of Bermuda Grass, with no cultivation, but plenty of water. This will give a beautiful green lawn throughout winter and spring.

Write for prices.

## HULLED BERMUDA GRASS

Sow 1 to 2 pounds to each 1,000 square feet of lawn.

This is the highest grade Bermuda grass seed. Formerly thought impossible, the hard, almost water-tight hulls of the seed are removed. This revolutionizes Bermuda lawn planting because of the quick, sure results it produces, the seed germinating in a week with proper moisture conditions.

Write for prices.

## ITALIAN RYE GRASS

Sow 50 to 200 pounds per acre or  
4 to 6 pounds per 1,000 square feet.

This is a very valuable and desirable fall and winter grass for Florida, but it does not make a permanent lawn. It dies out as soon as warm weather of late spring or early summer comes on. However, for quick covering of lawns and golf courses in late fall and winter, it is unsurpassed. Planted in October and November it will be ready for the mower in three to four weeks, and will make vigorous, luxuriant growth throughout fall and winter and well up into late spring. Do not plant before October 1 and later than March 1. For lawn or golf-course work, plant  $\frac{1}{2}$  pound seed per 100 square feet, or 200 pounds per acre. This will give good, heavy, thick sod. A common practice in Florida is to seed Italian Rye Grass on other lawns in the fall and winter for a velvety green all-winter lawn. For grazing or hay, plant 50 pounds per acre.

1 lb. 25c, postpaid. Write for prices on larger quantities.

## CARPET GRASS

Sow 25 to 100 pounds per acre or  
2 to 4 pounds per 1000 square feet.

Plant in fall from October to December, and in spring from March to June. For pasture use 25 pounds of seed per acre broadcast. Carpet Grass is desirable for lawns and golf courses, and for this purpose use  $\frac{1}{4}$  pound for 100 square feet, or 100 pounds per acre. Carpet Grass, like practically all other grasses, thrives where plenty of moisture is available and the richer the soil the better. The more mowing, trampling and grazing it has, the better it likes it and the better the lawn. This grass is not well suited to droughty conditions.

Write for prices.

## CHEAT GRASS (new)

Sow 30 to 40 lbs. per acre

Does well in all types of soils. Cold resistant and stands lots of water. It should be planted late in September, October or early November in order to furnish maximum winter grazing. It responds to fertilization. Seed may be sown broadcast or in drills. If not grazed too closely, it will reseed itself.

1 lb. 35c, postpaid. Write for prices on larger quantities.

## BITTER BLUE-STEMMED ST. AUGUSTINE GRASS

Use 1 bushel of sprigs per 500 square feet.

This strain is better in every way than the old variety of St. Augustine. It is a stronger grower, is much tougher, holds its color in cold weather, has a longer and stronger root system, so will stand more dry weather. The joints are close, and the runners grow flat on the ground. It does well in shaded places. The sprigs should be planted in well prepared soil, setting about 6x9 inches apart.

Shipped only by express, direct from a  
Jupiter, Florida, Nursery.

Not prepaid, 1 bu. \$1.50; 5 bu. \$7.00; 10 bu. \$13.50

## CENTPEDE GRASS

Plant 1 bushel of sprigs per 400 square feet,  
or 70 to 75 bushels per acre.

This variety forms a very heavy sod, choking out even Bermuda grass and sand spurs. It never needs weeding and is very easy to mow. This grass is practically disease-free. Centipede grass is planted by sprigs, 3 to 5 inches long, in rows 12 inches apart, and 3 to 4 inches apart in the rows. Insert the sprigs in the ground, leaving about  $\frac{1}{2}$  to 1 inch showing. Do not cover them entirely. For the first few months the lawn will need careful watering and fertilizer.

Shipped only by express, direct from a  
Lake Wales, Florida, Nursery.

Not prepaid, 1 bu. \$1.25; 5 bu. \$5.00; 10 bu. \$8.50

## COMMON SUDAN GRASS

Sow 10 to 20 pounds per acre.

Seed can be sown from March to August, either in cultivated rows 30 inches apart at the rate of 10 pounds per acre, or broadcast at the rate of 20 pounds per acre. By getting a thick stand the hay will be of much finer quality. Makes a fine pasture and a highly palatable and nutritious hay.

1 lb. 25c, postpaid. Write for prices on larger quantities.

## TIFT SUDAN GRASS (New)

Sow 10 to 20 lbs. per acre.

This new strain of Sudan was developed from a cross of regular or common Sudan and the disease resistant Leoti sorghum, in order to secure a Sudan grass that would resist the numerous foliage diseases causing "firing", to which common Sudan is susceptible in Florida. Tift Sudan tends to tiller and develop side branches from each stem to a much greater degree than common Sudan. Tift Sudan is planted the same as common Sudan. It does not do well on soils of low fertility, and should be well fertilized with a complete fertilizer on such soils.

1 lb. 35c, postpaid. Write for prices on larger quantities.

## BAHIA GRASS

Sow 15 to 20 pounds per acre for pasture.

Can be planted any month in the year. Seed should be planted broadcast on well prepared ground. The grass has short, thick stolons, and spreads slowly, but the root system is large and once a sod is formed few other plants are able to encroach on it. It does best on productive soils, but will make a good sod on poorer, drier soils. It is important to expose the seed to the sun for a few days before planting so as to hasten the germination, otherwise it will require about a month for the seed to germinate. Bahia grass is one of Florida's best permanent pasture grasses.

1 lb. 45c, postpaid.

Write for prices on larger quantities.

## DALLIS GRASS

Sow 10 to 20 pounds per acre.

Dallis Grass is a large perennial, erect, bunch grass, which stands heavy grazing. Dallis grass is best suited to muck lands, heavy clay soils of a rather moist nature and low flat woods land. Dallis grass is very suitable to winter grazing because it is hardy. Plant from September to January. Not adapted to sandy soils.

1 lb. 40c, postpaid.

Write for prices on larger quantities.

# FIELD SEED (Continued) CLOVERS AND BENNE

## FIELD SEED PLANTING CALENDAR FOR FLORIDA

Crop	Weight Per Bu.	Seed Per Acre	Time to Plant	Crop	Weight Per Bu.	Seed Per Acre	Time to Plant
Beans, Lima	60 lbs.	45-60 lbs.	Middle Aug.-Apr. 1	Grass, Italian Rye	50-200 lbs.	50-200 lbs.	Oct.-Mar.
Beans, String	60 lbs.	45-60 lbs.	Middle Aug.-Apr. 1	Grass, Bahia	15-20 lbs.	Any Time	Any Time
Beans, Soy	60 lbs.	15-60 lbs.	Mar.-July	Grass, Cheat	10-20 lbs.	Sept.-Nov.	Sept.-Nov.
Beans, Velvet	60 lbs.	30 lbs.	Mar.-Aug.	Grass, Dallis	10-20 lbs.	Sept.-Jan.	Sept.-Jan.
Beggarweed	10 lbs.	10 lbs.	Apr.-Aug.	Grass Sudan	10-20 lbs.	Mar.-Aug.	Mar.-Aug.
Benne or Sesame	3-5 lbs.	3-5 lbs.	Mar.-July	Millet, Cattail or Pearl	50 lbs.	8-10 lbs.	Mar.-Sept.
Chafe, Sorghum	50 lbs.	15-50 lbs.	Mar.-Aug.	Millet, Golden	50 lbs.	50 lbs.	Mar.-Sept.
Cufas	44 lbs.	11-16 lbs.	Apr.-Aug.	Oats	32 lbs.	40 lbs.	Oct.-Jan.
Clover, Alyce	5-10 lbs.	5-10 lbs.	Apr.-July	Peas, English or Garden	56 lbs.	56-84 lbs.	Sept.-Feb.
Clover, White Dutch	12-15 lbs.	12-15 lbs.	Oct.-Jan.	Peas, Cowpeas	60 lbs.	60 lbs.	Mar.-Sept.
Clover, Persian	8-10 lbs.	8-10 lbs.	Oct.-Jan.	Peanuts, Runner	25 lbs.	25 lbs.	Mar.-July
Clover, California Bur	10-15 lbs.	10-15 lbs.	Oct.-Jan.	Peanuts, Spanish Improved	25 lbs.	25 lbs.	Mar.-July
Clover, Black Medic	10-15 lbs.	10-15 lbs.	Oct.-Jan.	Peanuts, Spanish Small	25 lbs.	25 lbs.	Mar.-July
Corn, Sweet	44 lbs.	7 lbs.	Jan.-Mar.	Peanuts, Valencia	22 lbs.	22 lbs.	Mar.-July
Corn, Field	56 lbs.	7 lbs.	Mar.-June	Potatoes	60 lbs.	600-900 lbs.	Sept.-Mar.
Corn, Roasting Ear	56 lbs.	7 lbs.	Mar.-June	Rape	4-8 lbs.	4-8 lbs.	Sept.-Mar.
Corn, Chicken	50 lbs.	8-10 lbs.	Mar.-Aug.	Rice	44 lbs.	22 lbs.	Mar.-July
Corn, Kaffir	50 lbs.	10-50 lbs.	Mar.-Aug.	Rye	56 lbs.	14-56 lbs.	Sept.-Jan.
Crotalaria	10-20 lbs.	10-20 lbs.	Mar.-June	Sesbania	30-40 lbs.	30-40 lbs.	May-Aug.
Grass, Bermuda	25-100 lbs.	25-100 lbs.	Mar.-Nov.	Sorghum	50 lbs.	5-50 lbs.	Mar.-Aug.
Grass, Carpet	25-100 lbs.	25-100 lbs.	Oct.-Dec., Mar.-June	Sunflower	50 lbs.	6 lbs.	Mar.-Sept.
				Wheat, Egyptian	50 lbs.	8-10 lbs.	Mar.-Aug.

### DON'T WORRY ABOUT THE NITROGEN SHORTAGE

Until the war is over there just won't be enough nitrogen to go around, but fortunately, there is a simple, practical and economical way for growers to solve this shortage. Four-fifths of the air above our land is nitrogen. It is there for the taking by planting legume crops, such as all the clovers, cow peas, Beggarweed, Crotalaria, Soy beans and Velvet beans listed and described on these pages. An acre of these legume crops takes from 50 to 150 lbs. of nitrogen per acre from the air in one

season. This is as much nitrogen as is contained in 300 to 1000 lbs. of commercial Nitrate of Soda.

Never plant any of these nitrogen-fixing legume crops without inoculating the seed before planting with Nitragin (see page 47). Every acre of legumes planted in 1944 for feed or cover crop should be inoculated with Nitragin in order to provide the land with a good part of the nitrogen it needs. In this way you will avoid having nitrogen starved crops and a nitrogen starved farm before the war is over.

**We are not bound for any definite time by the prices quoted in this Catalog. Due to present uncertain conditions, all prices quoted are subject to change without notice. Write for special prices on larger quantities.**

**We recommend you order early.**

#### ALYCE CLOVER

**Sow 5 to 10 pounds per acre.**

Used as a cover crop, soil builder, for hay, and as a pasture plant. It has shown great promise especially in Central and North Central Florida. Seed should be planted on well prepared ground and covered very lightly. Planting can be done any time from April to July. The crop is similar to alfalfa in chemical composition and in nutritive value. It makes a palatable hay. It is a good soil builder, and does well on all types of soil, except heavy, wet land; not as well adapted, however, to high, dry sandy land as is Crotalaria. Lime soil and inoculate seed with Nitragin before planting. (See page 47.)

**1 lb. 35c, postpaid.**

**Write for prices on larger quantities.**

#### WHITE DUTCH CLOVER

**Sow 12 to 15 lbs. per acre alone, or 6 to 8 lbs. per acre in a mixture.**

Recommended principally for mixtures in perennial pastures. Furnishes abundant grazing throughout the year in the south. Also useful for lawns, especially in mixtures. Does well with Bermuda and Dallis Grass. Succeeds best on moist ground and during wet seasons. Sow in the late fall and early winter from October to January. Lime soil and inoculate seed with Nitragin before planting. (See page 47.)

**1 lb. 85c, postpaid.**

**Write for prices on larger quantities.**

#### BLACK MEDIC CLOVER

**Sow 10 to 15 pounds per acre alone, 5 to 8 pounds per acre in pasture mixtures.**

A wonderful, hardy clover that spreads rapidly. It will thrive on most any sweet soil, except the loose, dry sandy and very wet, water-soaked types. Seed may be sown in late fall or early winter, the earlier the better. It yields an excellent quality of hay, and is ideal for permanent pastures for late winter and spring grazing, dying down by July. Reseeds itself even with closest grazing. Can also be used for a cover crop on cultivated land. Lime soil and inoculate seed with Nitragin. (See page 47.)

**1 lb. 50c, postpaid.**

**Write for prices on larger quantities.**

#### PERSIAN CLOVER

**Sow 8 to 10 lbs. per acre alone, or 4 to 5 lbs. per acre in mixtures.**

Should be planted on every pasture for grazing from December until June. Will stand heavier, wetter lands than most clovers. Grows well in mixtures. Sow in late fall or early winter from October to January. Lime soil and inoculate seed with Nitragin before planting. (See page 47.)

**1 lb. 50c, postpaid.**

**Write for prices on larger quantities.**

#### CALIFORNIA BUR CLOVER

**Sow 10 to 15 pounds per acre alone, 5 to 8 pounds per acre in pasture mixtures.**

Grows fast, withstands dry weather, and is adapted to nearly all soils that are sweet, but will not tolerate very dry or very wet soils. Very valuable for grazing and permanent pastures, and is also a good soil builder, adding Nitrogen and humus. Broadcast seed in late fall or early winter, from October to January, and disc in lightly. Lime soil and inoculate seed with Nitragin. (See page 47.)

**1 lb. 45c, postpaid.**

**Write for prices on larger quantities.**

#### BENNE OR SESAME

**Sow 3 to 5 pounds per acre drilled.**

A tall growing annual herb, grows 3 to 5 feet, producing flowers followed by seed pods, which shatter the oily seeds in great profusion. These seeds are relished by poultry and a great use at present is a crop to attract and feed wild birds, especially quail and partridges. This is one of the best plants that can be grown for poultry feed. Plant from March to July, drilling seed thinly in rows three to four feet apart. Cultivate the same as corn. Benne matures in about four weeks and seeds will continue to develop for about three months after it begins to ripen. Benne will do well on any soil suitable for corn. We have only the native giant or tall variety.

**¼ lb. 10c; 1 lb. 40c, postpaid.**

**Not prepaid, 10 lbs. \$3.50; 25 lbs. \$8.25; 100 lbs. \$32.00**

# FIELD SEED (Continued)

All prices quoted are subject to change without notice.  
Write for special prices on large quantities.

## BEGGARWEED (Florida Clover)

Sow 10 pounds per acre.

Perfectly adapted to Florida sandy soil, and makes one of the finest pastures. A splendid quality of most nutritious hay.

Where the land is once well seeded with Beggarweed, you do not have to plant it any more, as it will come up year after year. If cut for hay at the time the first flowers appear, the roots will send up a second crop which may be saved for seed and from which enough seed will scatter to insure a crop for next season.

The seed may also be scattered in the corn rows at the time of the last cultivation. For the best quality of hay, the crop should be cut when 3 to 4 feet high, or at the beginning of the blooming period. Plant the seed from April to August, at the rate of 10 pounds per acre. Cover seed lightly, as it is small, and if put in the ground too deep it cannot germinate. Inoculate seed with Nitragin. (See page 47.)

1 lb. 50c, postpaid.

Write for prices on larger quantities.

## CHUFAS

Sow 1 to 1½ pecks (11 to 16 lbs.) per acre.

(90 days.) This is a species of ground nut, easily grown, and a wonderful hog fattening crop. Plant from April to August. Cultivation is the same as for bunch peanuts. Can be left in the ground until time to turn the hogs in, the hogs doing the harvesting. Make rows 2½ to 3 feet apart, dropping seeds 6 to 8 inches apart in the row, and covering about two inches. Especially suitable for sandy and loamy soils, and will grow on the poorest of lands.

1 lb. 40c; 2 lbs. 75c, postpaid.

Not prepaid, 11 lbs. (pk.) \$2.75; 44 lbs. (bu.) \$10.00

## COWPEAS

Sow 1 to 1½ bushels per acre broadcast with field varieties.

Sow 20 to 45 lbs. per acre in drills with table varieties.

Cowpeas may be sown any time from March to September. Field varieties are always sown broadcast. Table varieties are always sown in drills three to four feet apart. The amount of seed per acre required depends upon the size of seed, which varies with varieties. Large seeded varieties like Blue Goose, Dixie Queen Purple Hull, California Blackeye, Sugar Crowder and the Ramshorns should be planted at the rate of from 30 to 45 lbs. per acre, small seeded varieties like the Conchs—about 20 to 25 lbs. per acre. Inoculate seed with Nitrogen. (See page 47.)

## Field Varieties of Cowpeas

Due to the unstable condition of the market, we are unable to make price quotations on field varieties of Cowpeas when this catalog went to press.

Write for prices, indicating variety and quantity desired.

**Brabham.** The Brabham Cowpea is absolutely immune from wilt and root-knot which attack some other varieties, makes fine, vigorous growth of vines, is early, and, where planted in March, April, or May, two good cuttings of hay can be made. Also a very good soil builder.

**Whippoorwill.** Very early, prolific, makes good growth of vines, and is a good variety for general purposes.

**Mixed.** The advantage claimed for sowing Mixed Cowpeas is that they produce an exceedingly heavy growth of vines for forage or soil improvement.

## Table Varieties of Cowpeas

**Improved Bush Conch.** (70 days.) This variety of Conch peas is very early. The peas grow in what might be classified as a bunch type, the stocky, vigorous, upright growing plants making a bush about 24 inches tall. Some short runners or tendrils may develop which is characteristic of most table peas, however, the amount of runner growth is dependent largely upon the amount of moisture available. This variety, however, does not make long spreading vine growth as do other varieties of edible cowpeas. Pods are oval, medium green, straight, and closely filled with light green, tender peas. Seeds small, smooth, ivory white.

¼ lb. 15c; 1 lb. 35c; 2 lbs. 60c, postpaid.

Not prepaid, 15 lbs. (pk.) \$2.65; 60 lbs. (bu.) \$10.00

## Table Varieties of Cowpeas (Continued)

**Two Crop Running Conch.** (80 days.) This variety makes a long spreading vine, matures relatively early for a running variety, and has an exceedingly long bearing period, bearing an immense crop, from which it gets the name of Two Crop. It does well for late planting, and makes a good, late summer crop.

¼ lb. 15c; 1 lb. 35c; 2 lbs. 60c, postpaid.

Write for prices on larger quantities.

**Brown or Sugar Crowder.** (85 days.) An early, edible podded variety, used also for green shelled peas and for dried peas. Plant dark green, thick stemmed and branching. The large pods are round, plump, blunt, medium green, filled with brownish peas, crowded tightly together. Seeds smooth, buff-brown with darker colored brown eye. Used also as a forage crop and for soil improvement. Our special strain of this variety has been especially selected for broader, flatter, thicker pods which do not fit too tightly around the seeds and shell out easier than the regular narrow type pods.

¼ lb. 15c; 1 lb. 35c; 2 lbs. 60c, postpaid.

Not prepaid, 15 lbs. (pk.) \$2.40; 60 lbs. (bu.) \$9.00

**Thin Shelled Purple Hull (Dixie Queen).** (80 days.)

Vines make a very vigorous branching growth, and do best when planted in three foot rows. If planted close, plants go all to vine and do not bear well. Very early and productive. Pods ripen to a deep purple color, are very large, long, slightly curved, well filled with large seeds of high edible quality.

¼ lb. 15c; 1 lb. 35c; 2 lbs. 60c, postpaid.

Write for prices on larger quantities.

**Blue Goose.** (75 days.) This is an early Crowder Pea type. A fine table Pea as well as a splendid soil-improver and stock Pea. Pods are long, and the seed is very large.

¼ lb. 15c; 1 lb. 35c; 2 lbs. 60c, postpaid.

Not prepaid, 15 lbs. (pk.) \$2.65; 60 lbs. (bu.) \$10.00

**California Blackeye.** (75 days.) This is one of the best varieties of cowpeas for table use. Very early and very prolific. A standard heavy-bearing, strong-growing variety of easy growth.

¼ lb. 15c; 1 lb. 35c; 2 lbs. 60c, postpaid.

Not prepaid, 15 lbs. (pk.) \$2.15; 60 lbs. (bu.) \$8.00

**Extra Early Ramshorn Blackeye Peas.** (68 days.) This is the earliest maturing large Blackeye pea. Matures sweet tender peas two months after planting and continues to bear if green peas are kept picked. The prolific heavy yield, along with attractive appearance of the large mature peas, extreme earliness, and good keeping qualities make it a most popular Blackeye pea for Florida trucking. The delicious flavor and large long pods which are easily shelled make it very popular with home gardeners. The vine produces large leaves with a very vigorous growth.

¼ lb. 15c; 1 lb. 35c; 2 lbs. 60c, postpaid.

Not prepaid, 15 lbs. (pk.) \$2.40; 60 lbs. (bu.) \$9.00

**Early Wilt-Resistant Ramshorn Blackeyes.** (68 days.)

Extremely prolific. It makes a tremendous number of long pods for its small upright vine. It is uniform in size, growth and maturity. They have a very delicious flavor.

¼ lb. 15c; 1 lb. 35c; 2 lbs. 60c, postpaid.

Not prepaid, 15 lbs. (pk.) \$2.50; 60 lbs. (bu.) \$9.50

**Giant Wilt-Resistant Ramshorn Blackeyes.** (75 days.)

The most vigorous and heaviest yielding edible pea. The peas are almost twice the size of ordinary blackeyes. They can be planted in wider rows, require less seed per acre and are best for the main or late crop. It is a dual purpose pea, producing a tremendous yield of green and dry peas, yet makes fine vine growth for green manure or hay. Home gardeners should plant both strains of wilt-resistant Ramshorns, but for the early market the Early Wilt-Resistant strain is best.

¼ lb. 15c; 1 lb. 35c; 2 lbs. 60c, postpaid.

Not prepaid, 15 lbs. (pk.) \$2.65; 60 lbs. (bu.) \$10.00

# FIELD SEED (Continued)

All prices are subject to change without notice.  
Write for special prices on large quantities.

## WHITE KAFFIR CORN

Sow 10 lbs. for grain or 1 bu. (50 lbs.) per acre for forage.

Kaffir Corn has become more valuable every year because of its drought resisting qualities. Grows 4 to 5 feet high, very stocky and leafy; valuable alike for forage and grain. Plant from March to August, in rows 3 feet apart, drilling seed thinly like sorghum. If wanted principally for grain, let heads mature on the stalk and then the whole stalk may be cut for fodder after the seed heads have been cut. If wanted mainly for fodder, cut down the stalks when the first seed heads begin to appear, leaving 4 to 5 inches of stubble. From this stubble will spring a second growth, making an excellent crop for forage and a fair crop of grain. Stalks keep green and juicy to the last. For poultry feed and small grain it is unexcelled.

1 lb. 25c, postpaid.

Write for prices on larger quantities.

## CHICKEN CORN—WHITE SEEDED (Egyptian Wheat)

Sow 8 to 10 pounds per acre.

This is a sorghum with extra large, loose, bushy heads, covered thickly with small grains. If left standing, the grains drop off in a scattering manner, and the chickens gather them. If grown on a large scale, the large, well filled heads can be cut at maturity and fed to the poultry as desired. It is best to sow the seed thinly in three to four foot rows, leaving two to three plants to every three feet of row. If planted in small batches it is best to plant near the chicken houses so chickens can feed on the seeds as they fall. White Seeded Chicken Corn, with ease of growth, sure crop and heavy yields, will go a long way towards solving the poultry feed problem. The cheapest and best chicken feed you can grow. Plant from March to August.

1 lb. 25c, postpaid.

Not prepaid, 10 lbs. \$1.80; 25 lbs. \$4.00; 100 lbs. \$15.00

## CROTALARIA

Sow 10 to 20 pounds per acre.

Crotalaria is particularly desirable as a cover-crop for groves, truck and farm-lands, and does well on all kinds of soil except muck. It is a legume, thus adding a large amount of nitrogen to the soil. It makes a very profuse growth, furnishing an abundance of green material for humus. It can be mowed once a year, just as it starts to bloom; this will keep it from becoming too coarse. If cut 10 inches above the surface of the ground, the plant will produce the second growth and sufficient seed for reseeding the land the following year.

Crotalaria should be sown broadcast from March to June, on well-prepared land, at the rate of 10 to 20 pounds of Spectabilis seed per acre, depending on how thick the coverage is desired, and harrowed lightly.

Be sure to inoculate Crotalaria seed with Nitragin before planting. By so doing you will not only have the assurance of a surer stand, but a better crop, and the succeeding crop will have the benefit of a larger amount of nitrogen stored in the Crotalaria roots. (See page 47.)

**Crotalaria Spectabilis.** This vigorous growing, long-leaved variety is not as fibrous as others, the growth is much heavier, and the stems are hollow. As a result, it can be plowed under easier and it rots much quicker. The seed matures early and uniformly, making it a sure and handy seeder. Spectabilis does well on high ground, but is best adapted to the better grades of sandy soils. Leaves, stems and seed of this Crotalaria plant, green or dry, are poisonous to poultry and livestock.

1 lb. 30c, postpaid.

Write for prices on larger quantities.

## CATTAIL OR PEARL MILLET

Sow 3 to 10 pounds per acre.

This is one of the best yielders of green forage and continues to grow and produce through the entire season if cut frequently enough to prevent its going to seed. A tropical plant making an enormous growth. Relished by all kinds of stock, and they eat it greedily. No plant will go further towards solving the forage problem in Florida. Plant in early spring as soon as frost danger is past in March, and can be planted from then on until September 1. Sow thinly in rows three feet apart.

1 lb. 35c, postpaid.

Not prepaid, 10 lbs. \$2.50; 25 lbs. \$5.75; 100 lbs. \$22.00

## GOLDEN MILLET (Formerly called German Millet)

Sow 1 bushel (50 lbs.) per acre.

Golden Millet is an important hay crop, relished by horses and cattle. Seed thickly, not less than one bushel per acre. For an early hay crop plant in March and April. For a second crop plant in July and August. It matures in from six to eight weeks after seeding. Cut while in bloom, before the seed hardens in the head, because after that the hay quality decreases. For a large yielding, nutritious, quick growing hay crop there is nothing better than Golden Millet.

1 lb. 25c, postpaid.

Write for prices on larger quantities.

## OATS

Sow 5 pecks (40 lbs.) per acre in drills; broadcast 2 to 2½ bu. per acre.

A bushel weighs 32 pounds.

Plant in drills 1½ feet apart and cover seed 2 to 3 inches deep. If the seed is broadcast, use tooth harrow. The best time to plant oats in Florida is October and November, but can be planted to January. Land should receive 200 to 300 lbs. per acre of complete fertilizer, such as 3-8-5 at planting, and a top dressing of from 100 to 200 lbs. of Nitrate of Soda, or its equivalent, in January or February.

**Coker's Fulgrain Strain 6.** (A new, more uniform strain with higher yield record.) (120 days.) This is the best all around, general purpose oat for Florida. It combines early maturity with high yield, along with a stiff, storm resistant straw and a high degree of resistance to smut, leaf and crown rust. The heads are long and the grains are beautiful, plump, heavy and of high feeding value. An extremely high yielder of high quality grain. As a result of years of breeding and selection, this oat is remarkably uniform in type and appearance.

1 lb. 20c; 2 lbs. 35c; postpaid.

Not prepaid, 8 lbs. (pk.) 55c; 32 lbs. (bu.) \$1.85

**Coker's Victorgrain Strain 3.** (A new, high yielding strain.) (125 days.) The highest producing strain of this leading variety, possessing stiffness of straw, high resistance to leaf rust and resistance to certain types of smut. This variety will not do well on poor soils or in areas where late spring droughts are common. An excellent medium early oat for the better soils of central and north Florida.

1 lb. 20c; 2 lbs. 35c; postpaid.

Not prepaid, 8 lbs. (pk.) 55c; 32 lbs. (bu.) \$1.85

**Quincy No. 1 (new).** (130 days.) This new variety developed at the North Florida Experiment Station in Quincy, Fla., is a red oat, highly resistant to rust and immune to smut, and has very full, plump kernels that weigh approximately 38 lbs. per measured bushel. It is rather late in maturity, which would be a serious disadvantage as a grain crop on sandy land, due to spring drought cutting the grain yield in central and south Florida, where, because of its leafy early growth it is principally used as a winter grazing oat.

1 lb. 20c; 2 lbs. 35c; postpaid.

Not prepaid, 8 lbs. (pk.) 60c; 32 lbs. (bu.) \$2.00

## PEANUTS

Sow 1 bushel per acre.

In addition to the crop of nuts for hogs, peanuts yield a large quantity of nutritious dry forage. Florida Runner Peanuts are by far the best when grown to fatten hogs, as they can be left in the ground until eaten, but not so with the Valencia or Spanish Peanuts, because they must be harvested as soon as matured, or they will sprout and come up during the first wet spell.

It is better to shell the seed that is to be planted. If planted in corn, a bushel will plant 4 acres, but where planted solid it requires a bushel of seed per acre, in 3-foot rows, dropping seeds in hills a foot apart. Plant from March to July. For best results inoculate peanuts with Nitragin. (See page 47.)

(Peanut Varieties on Next Page)

# FIELD SEED (Continued)

All prices are subject to change without notice.  
Write for special prices on large quantities.

## PEANUTS (Continued)

**Valencia.** (100 days.) This variety is adapted for growing in light sandy soils. It fills the demand for a peanut that is large and contains more nuts than the common varieties. Pods are large, well-filled, usually containing 3 or 4 nuts.

1 lb. 40c, postpaid.

Write for prices on larger quantities.

**Small Spanish.** (90 days.) This is the little white Spanish Peanut, very productive and one of the surest croppers. The nuts stick to the vine in harvesting and both tops and nuts are fed to cows, horses, and hogs as a whole-grain ration.

1 lb. 30c, postpaid.

Write for prices on larger quantities.

**Improved Spanish.** (95 days.) This variety can be planted closer than others, is more easily cultivated and gathered because the nuts cling firmly to the roots. Not as large as some other kinds, but the nuts entirely fill the pod and are very sweet and delicious in flavor. Very easily cured.

1 lb. 35c, postpaid.

Write for prices on larger quantities.

**Florida Runner.** (120 days.) This is the principal variety for hog feed, as the nuts will remain in the ground in good condition all fall until eaten out by the hogs.

1 lb. 30c, postpaid.

Write for prices on larger quantities.

## DWARF ESSEX RAPE

Sow 4 pounds in drills or 8 to 10 pounds broadcast per acre.

For early Spring, Fall or Winter planting for quick green forage or grazing for hogs and poultry, there is nothing equal to Dwarf Essex Rape. While mostly planted in Fall and early winter, it may be planted in early Spring, but it will not stand much warm weather. It makes a quick succulent growth. It may be used as a substitute for turnip greens. The tops look like Rutabagas and growth is similar yet larger, but Rape makes no fleshy roots. It can be planted in rows like turnips, or broadcast covering by a light harrowing. It is ready for grazing in eight to ten weeks after planting. After cutting, or grazing, it keeps coming out again. Rape can be sown with fine results any month from September to March. It is a splendid green feed and forage crop relished by all kinds of stock and is relished especially by milk cows and increases the production of milk. It is also valuable for hogs and poultry, and makes an exceptionally fine hog pasture.

1/4 lb. 15c; 1 lb. 35c, postpaid.

Not prepaid, 10 lbs. \$2.75; 25 lbs. \$6.50; 100 lbs. \$25.00

## RYE

A bushel weighs 56 pounds.

Sow 2 pecks in drills; broadcast 1 bushel per acre.

*Rye is perhaps the most valuable and leading fall and winter forage crop for Florida. Absolutely dependable and will yield an enormous amount of grazing throughout the fall and winter seasons. Relished by live stock and poultry.*

Rye can be planted from September to January but October, November, and December are the best months in which to plant. Fertilization is the same as for oats. (See page 43.) If you wish to cut and feed green instead of grazing it, plant in drills, 3 feet apart, using two pecks of seed per acre, but where planted broadcast, for pasture, it will take 1 bushel to seed an acre. Florida Black and Abruzzi are the best varieties of Rye for pasture plantings in Florida.

**Florida Black.** A standard upright, tall-growing variety and a type that always gives satisfactory results in Florida. Northern or western varieties of rye have a tendency to fall over on the ground and are not suitable for grazing or cutting in Florida. Florida Black and Abruzzi are tall, upright growing varieties and both are ready for grazing in about seven weeks.

Sold out. Available September, 1944.

**Abruzzi.** Best tall-growing variety, producing a heavier tonnage of green feed and grain than any other type. Tall and upright, early and heavy yielder.

1 lb. 25c; 2 lbs. 45c, postpaid.

Not prepaid, 14 lbs. (pk.) \$1.25; 56 lbs. (bu.) \$4.25

## RICE

Sow 1/2 bushel (22 lbs.) per acre.

Rice makes fine feed for both stock and poultry. Prepare the ground thoroughly and drill 1/2 bushel per acre in 2 1/2-foot rows and cultivate a few times. Should be planted in March or April in order that it may mature at a time to miss the rice-bird season. If planted in June and July it will also miss the bird season.

**Gopher.** This is a very popular variety for Florida, and is generally known as Upland Rice. Grains heavy, broad, and flat.

1 lb. 25c; 2 lbs. 45c, postpaid.

Not prepaid, 11 lbs. (pk.) \$1.40; 44 lbs. (bu.) \$5.00

**Pearl (White).** This variety is used very extensively in Florida. It produces a heavier, taller, more vigorous stalk with heavier heads than other varieties of this type. Does not shatter as badly as other varieties. Produces long, slender grains. Best adapted for low wet land.

1 lb. 25c; 2 lbs. 45c, postpaid.

Not prepaid, 11 lbs. (pk.) \$1.40; 44 lbs. (bu.) \$5.00

## SESBANIA

Sow 30 to 40 pounds per acre.

Sesbania is a most valuable summer cover crop to grow on land that is more or less covered with water. Unlike other cover crops, Sesbania will grow in water, and will grow ideally well in the hot weather of midsummer on low, wet land. Sesbania is valuable under these conditions, not only as a green manure cover crop, but also as a means of killing out Bermuda Grass, nut grass and other weeds. Because of the fact that Sesbania grows so rapidly, and makes such a heavy dense growth quickly, it smothers out all weed growth. In addition to all this, it being a leguminous crop, forming nodules on the roots, it fixes atmospheric nitrogen. For best results use Nitragin. (See page 47.)

In order to get rapid and high germination on Sesbania seed, it is important to have the seed scarified. Scarified seed will usually germinate in from three to five days after planting. It is generally recommended to plant Sesbania seed broadcast at the rate of thirty to forty pounds per acre, even a little heavier if weeds are bad. It is usually planted in late May, June and July, and a dense tall growth is obtained in about two months, at which time, just before blooming, the crop may be plowed under with a disk plow, and the stalks will rapidly rot. Valuable to plant in corn middles just ahead of the last cultivation. Also very useful as a bird feed crop if allowed to mature. Especially attractive to quail and doves.

Write for prices.

## SORGHUM

Amount of seed needed per acre depends upon the purpose for which planted as indicated below.  
Sow 5 pounds to 1 bushel (50 lbs.) per acre.

The uses of Sorghum are many, such as green feed, hay, pasturage, silage, syrup, etc.

It is a common practice to sow Sorghum and cowpeas together for hay and pasturage purposes, which is excellent for either. Where sown together use about 1/2 bushel Sorghum and 1 bushel of cowpeas per acre, sown broadcast. Planted in drills alone in 3-foot rows use 1 peck per acre; where planted for making syrup, use only 5 pounds of seed; or where sown broadcast for forage use 1 bushel of seed per acre. Plant from March to August.

**Early Amber.** (65 days.) This is the earliest and by far the most popular of all varieties. Grown almost exclusively for a forage crop, either alone or broadcast with peas. Not good for syrup.

1 lb. 25c, postpaid.

Write for prices on larger quantities.

**Texas Seeded Ribbon Cane.** (For Syrup.) This is the standard cane for syrup making in Florida. The stalks are ten to twelve feet tall, and contain an abundance of juice and also produce plenty of leaves for fodder. Not only valuable for syrup making, but will make a large amount of forage and green feed for livestock.

1 lb. 25c, postpaid.

Write for prices on larger quantities.

# FIELD SEED (Continued)

All prices are subject to change without notice.

## SOY BEANS

Sow 1 peck (15 lbs.) to 1 bushel (60 lbs.) per acre.

Soy Beans are a great nitrogen-gathering agency and a wonderful soil improver. They do excellently planted in corn.

Prepare the land as for cowpeas, sowing the seed from March 1 to July 1, a peck of seed per acre, in drills 3 feet apart, dropping two seeds every 6 inches in the drill, or, broadcast, one bushel per acre. Do not plant the seed over 1½ inches deep. Cut for hay when pods are well formed, or let the beans mature if wanted for seed. Use Nitragin. (See page 47.)

**Mammoth Yellow.** (110 days.) Our experience has proven that Mammoth Yellow is the best variety for Florida. It is a strong vigorous grower and heavy yielder of large seeds and also produces an abundance of foliage.

1 lb. 25c; 2 lbs. 45c, postpaid.

Not prepaid, 15 lbs. (pk.) \$1.05; 60 lbs. (bu.) \$3.75

## SUNFLOWER

Sow 6 pounds per acre.

**Mammoth Russian.** Grown principally for the seed, which makes an ideal poultry feed. Matures quickly, is inexpensive to grow, and produces an immense yield, the Mammoth Russian making three to four times as much seed as ordinary varieties. It is also used extensively as a windbreak for beans. Plant from March to September. Plant the same as you would corn, sowing seed in drills three feet apart, and hills one foot apart in the drill, thinning out to one stalk in the hill when four to six inches high. Any soil suitable for corn will grow a good crop of sunflower.

1 lb. 35c; postpaid.

Not prepaid, 10 lbs. \$2.75; 25 lbs. \$6.50; 100 lbs. \$25.00

Write for special prices on large quantities.

## VELVET BEANS

Sow 2 pecks (30 lbs.) per acre.

Velvet Beans furnish one of Florida's most valuable crops for enriching the land, as soil-conditioners and builders. Velvet Beans are good for groves; fine for truck lands in building up the humus; good pasturage for cattle and hogs; and fine land renovators. Plant from March to August. Use Nitragin.

**Osecola.** (140 days.) A splendid producer of both seed and vine. This is one of the most popular varieties for Florida.

**Chinese.** (120 days.) This variety will make more vines and seed than many others. Free from stinging fuzz, like the Old Speckled Velvet, and four weeks earlier.

**90-Day.** (90 to 100 days.) This variety makes a very luxuriant growth and an abundant amount of foliage for pasturage and soil improvement. It matures quicker than other varieties.

Write for prices on Velvet Beans, indicating variety and quantity desired.

# STRAWBERRY PLANTS

We supply Northern grown strawberry plants for shipment direct from the nurseries. The Missionary variety, which has been found most satisfactory, is planted almost exclusively throughout Florida. Stock plants should be set out during January, February and March to produce young plants which are set in the fields during September and early October.

We handle both Maryland and Arkansas grown Missionary Strawberry Plants in lots of 100, 250, 500 and 1,000 plants.

Write for prices indicating number of plants desired.

# FRUIT AND NUT TREES FOR FLORIDA

Orders may be sent at any time, but deliveries are made only between December 1st and March 15th.

All prices quoted are delivered to any point in Florida. Write for prices on larger quantities.

Figs, Grapes, Peaches, Pears, Paper Shell Pecans, Plums and Japanese Persimmons.

*Due to the acute shortage of all materials and labor, and other difficulties in the nursery business operations this season, we will not be in position to accept any orders for fruit and nut trees until in the fall of 1944.*

All of our nursery stock is inspected in the field before digging, and inspected again in the packing house before shipping, so that it leaves the nursery in splendid condition. We will not replace any fruit or nut trees which die, since we cannot be held liable for such losses, usually due to neglect in the care of trees after transplanting.

## PAPER SHELL PECANS

Varieties most suitable for Florida: Curtis, Money-Maker, Stuart, Schley, and Success.

Prices of Pecan Trees—delivered.

	Each	3	6	Doz.
2 to 3 ft.....	\$1.25	\$3.25	\$6.25	\$11.50
3 to 4 ft.....	1.50	3.50	6.75	12.50
4 to 5 ft.....	1.75	3.95	7.50	14.00

## GRAPES

Varieties recommended for Florida: Bunch Grapes—Beacon and Concord. Muscadine Grapes—Scuppernong and Thomas.

Prices of all varieties of Grapes delivered

	Each	3	6	Doz.
2-yr. ....	\$.65	\$1.65	\$3.00	\$5.50

## FIGS

Best varieties for Florida

Celeste and Brown Turkey.

## PEACHES

Most profitable varieties for Florida

Jewel, Angel, Lutichau, and Waldo.

Prices of all varieties of Figs, Japanese Persimmons, Peaches, Pears and Plums, listed above, delivered to any point in Florida.

	Each	3	6	Doz.
2 to 3 ft. ....	\$0.75	\$1.85	\$3.50	\$6.50
3 to 4 ft. ....	.85	2.15	3.95	7.65
4 to 6 ft. ....	1.15	3.00	5.50	10.50

## JAPANESE PERSIMMONS

Most suitable varieties for Florida  
Tane-Nashi and Triumph.

## PEARS

Varieties recommended for Florida  
Hood and Pineapple.

## PLUMS

Varieties for Florida  
Excelsior, Terrell, and Kelsey.

# ROSE BUSHES for Florida

We carry a large assortment of different colors and varieties of both bush and climbing roses, adapted especially to Florida growing conditions.

All orders will be shipped direct from the nursery.

Plant any time after October 1 to the end of March.

Extra Strong, No. 1 grade bushes, any variety—Bloom approximately 2 months after setting out.

*Due to a shortage of labor and other difficulties, we will not be in position to accept any order for rose bushes until the fall of 1944.*

## VARIETIES OF BUSH ROSES

Pink Radiance. Red Radiance. Shell-Pink Radiance. (Mrs. Charles Bell.) White American Beauty. (Frau Karl Druschki.) White Killarney. Maman Cochet. Pink. Mme. Lombard—Rosy bronze, fawn, and salmon. Louis Philippe—Velvety crimson. Etoile De Hollande—Deep red. Kaiserin Auguste Viktoria—Pure white. Lady Hillingdon—Apricot-yellow. Luxembourg—Apricot-yellow, shaded with copper. Talisman—Orange and copper tones, suffused with pink.

## VARIETIES OF CLIMBING ROSES

Climbing Radiance—Available in two colors, pink and red. Climbing Perle Des Jardins—Yellow. Climbing White Maman Cochet—Pure white.





Marigolds—Crown o' Gold

*"Keep Up The  
Home Front  
With Flowers"*



Send for your free copy today.



Petunias—Kilgore's Superb Mixture

## FLOWER SEEDS FOR FLORIDA

Spread Happiness Everywhere With Lots of Flowers

Many Florida people for the first time this season will experience the thrill of an old fashioned flower garden. With gas and tire rationing, restricting pleasure automobile driving, Florida people are forced to spend more and more of their leisure time at home, and must of necessity find pleasure, recreation, and enjoyment in the home surroundings. Nothing will contribute more to the enhancement of these objectives than the home flower garden.

Make a flower garden this season. It will be a source of pleasure and enjoyment to you and your family as well as to the community in which you live.

All flower seeds priced at 10c per packet. Postpaid.

If larger amounts are desired, write us giving quantity wanted, and we will quote special prices.

### FLOWERS RECOMMENDED FOR FLORIDA

We recommend the following varieties of forty-four kinds of flowers for Florida as the result of many years of experimental work and testing under Florida conditions.

- |  |  |  |  |
|--|--|--|--|
| Ageratum or Floss Flower<br>—Tall Purple Perfection,<br>Dwarf Blue Cap Improved                            | Cosmos—Orange Flare,<br>Choice Mixture                           | Marigold — Gigantea Sunset<br>Giants Mixture, Yellow Su-<br>preme, Dwarf Double Har-<br>mony, Crown o' Gold (Col-<br>larette Type), Chrysanthem-<br>um-flowered Hybrids, Tall<br>African Double Mixture,<br>Dwarf Gigantea Pot o' Gold | Queen Anne's Lace<br>Rose Bushes—different colors<br>and varieties. (See Kilgore's<br>"Flower Guide for Flori-<br>da.")  |
| African Daisy, Arctotis<br>Grandis   | Cynoglossom or Chinese For-<br>get-Me-Not—Sky Blue.              | Morning Glory — Scarlet<br>O'Hara (Red), Pearly<br>Gates (White), Heavenly<br>Blue Improved (Blue)   | Salvia—Bonfire   |
| Alyssum—White Gem, Violet<br>Queen Improved  | Cypress Vine—Cypress Vine<br>Mixture                             | Nasturtium — Double Golden<br>Gleam, Double Primrose<br>Gleam, Double Scarlet<br>Gleam, Double Gleam Hy-<br>brids, Golden Globe Dwarf,<br>Dwarf Gem Mixture  | Scabiosa—Sunrise Mixture   |
| Aster—Imperial Mixture, Cre-<br>go Assorted Colors, Single<br>Giants of California—Mar-<br>guerite Mixture | Daisy—Shasta, Single and<br>Semi-Double Giants                   | Pansy—Kilgore's Engelmann<br>Giant Mixture   | Snapdragon—Rust Proof Gi-<br>ant Mixture, Finest Half-<br>tall Mixture (Rust Proof)  |
| Baby's Breath—White or Pink  | Daisy—Blue-eyed African  | Petunia—Rosy Morn, Heav-<br>enly Blue, Howard Star<br>Improved, Elk's Pride, Vel-<br>vet Red, Balcony White,<br>Superb Mixture, Fluffy Ruf-<br>fles Mixture  | Stalice—Assorted Colors  |
| Balsam—Double Selected<br>Mixture  | Dianthus—Mourning Cloak,<br>Sweet Wivelsfield, Medal<br>Mixture. | Phlox—Peninsular Mixture   | Sweet Peas — Mrs. Herbert<br>Hoover, Mars, Shirley Tem-<br>ple, Hope, Lavanda, Ball's<br>Orange Improved, Rainbow<br>Mixture   |
| Bean—Scarlet Runner  | Gaillardia or Blanket Flower<br>—Lorenziana                      | Poppy, California—Gorgeous<br>Mixture  | Tithonia or Mexican Sun-<br>flower—Fireball  |
| Blue Lace Flower—Heavenly<br>Blue  | Globe Amaranth—Assorted<br>Colors                                | Portulaca or Sun Plant—Dou-<br>ble Mixed   | Verbena—Master Mixture   |
| Bachelor's Button—Sky Blue,<br>Dainty Mixture  | Courds (Ornamental)—Small<br>Varieties Mixed                     |  | Vinca or Periwinkle—Pink<br>and White Mixed  |
| Calendula—Campfire Im-<br>proved, Sulphur Queen,<br>Lemon Shaggy, Excellent<br>Mixture.                    | Helianthus or Ornamental<br>Sunflower—Sunshine Mix-<br>ture      |  | Zinnia—Desert Gold, Special<br>Crown o' Gold Mixture,<br>Fantasy Mixture, Giants of<br>California Special Mixture,<br>Assorted Pompon or Lilly-<br>put Mixture, Dwarf Mexi-<br>can Hybrid Mixture, Crim-<br>son Giant, Wonder Rose,<br>Polar Bear, Sunburst Mix-<br>ture |
| Calliopsis—Choice Mixture  | Helichrysum or Strawflower<br>—Many Colors                       |  |  |
| Candytuft—White Hyacinth-<br>Flowered, Miniature Gem,<br>Border Group                                      | Hollyhock (Cuban)—Mixed<br>Colors                                |  |  |
| Carnation—Charm Mixture  | Larkspur — Stock-flowered<br>Mixture, Giant Imperial<br>Mixture  |  |  |
|  | Lupin—Assorted Colors  |  |  |

If interested in beautifying the home surroundings with flowers write for "Kilgore's Flower Guide for Florida"

# Seed Inoculants, Starter Solutions, Root-Inducing Materials, Plant Stimulants

All Prices Quoted Are Postpaid.



Never plant a legume feed or cover crop, such as clovers, cow peas, beggarweed, crotalaria, soy beans and velvet beans without first inoculating the seed with *Nitragin*. This helps the crop to add the maximum amount of valuable Nitrogen plant food material from the air to your soil. A good leguminous cover crop can take 50 to 150 pounds of nitrogen per acre from the air—if inoculated with *Nitragin*. For your soil's sake, inoculate all legume seed with *Nitragin*.

CULTURE GROUP A	Size	Inoculates	Price Postpaid	
<b>ALFALFA</b>				
Sweet Clover, California, and other Bur Clovers, Hubam Clover, Black Medic Clover	1 bu.	60 lbs. seed	.50	
	2 ½ bu.	150 lbs. seed	1.00	
<b>CULTURE GROUP B</b>				
<b>CLOVERS—Medium and Mammoth Red, Alsike, Crimson and White, Persian, White Dutch</b>				
CULTURE GROUP C	1 bu.	60 lbs. seed	.50	
	2 ½ bu.	150 lbs. seed	1.00	
<b>ALL VETCHES</b>				
Hairy, Spring, Wild, Hungarian, Common	1 ½ bu.	100 lbs. seed	.50	
	1200 lb. (12 - 100 lb. cans)	1200 lbs. seed	5.70	
<b>PEAS—Austrian, Canadian, Garden and Sweet. Broad Beans.</b>				
<b>CULTURE GROUP D</b>				
<b>BEANS—String, Snap, Wax, Navy, Kidney and Scarlet Runner</b>				
CULTURE GROUP E	Small size	up to 120 lbs. seed	.30	
	5 bu.	300 lbs. seed	.55	
	25 bu.	1500 lbs. seed	2.50	
	30 bu.	1800 lbs. seed	3.25	
<b>PEANUTS AND COW-PEAS—Lima, Velvet and Mung Beans, Kudzu, Crotalaria, Beggarweed, Alyce Clover</b>				
<b>CULTURE GROUP L</b>				
<b>LESPEDEZA—All varieties, unhulled or hulled</b>				
CULTURE GROUP S	Small size	up to 120 lbs. seed	.30	
	5 bu.	300 lbs. seed	.55	
	25 bu.	1500 lbs. seed	2.50	
	30 bu.	1800 lbs. seed	3.25	
<b>SPECIAL GROUP CULTURES</b>				
<b>SESBANIA</b>				
LUPINES	Small size	up to 120 lbs. seed	.30	
	5 bu. size	300 lbs. seed	.55	
	25 bu. size	1500 lbs. seed	2.50	
	30 bu. size	1800 lbs. seed	3.25	
GARDEN SIZE	100 lb. size	inoculates up to 100 lbs. seed.....	.50	
	<b>Each Package Will Inoculate</b>			
	Up to 8 lbs. seed.....			1.10

## TRANSPLANTONE

Transplantone is a water-soluble powder containing Vitamin B<sub>1</sub> and other parts of the Vitamin B fraction, plus certain plant hormones which are active in root formation. Transplantone supplies the plant with chemicals which stimulate root formation and growth after transplanting time. One ounce makes ten gallons solution.

Postpaid Prices:

½ oz. 25c; 1 oz. 50c; 3 oz. can \$1.00; 1 lb. can \$4.00

**HYPONEX—A plant food powder—makes a good starter solution. (See Page 58)**

## HY-TROUS LIQUID FERTILIZER

A Good Starter Solution. (See Page 58)

## THOMPSON'S VITAMIN B<sub>1</sub>

A highly concentrated form of Vitamin B<sub>1</sub> for garden use. Experiments made in the use of this Vitamin B<sub>1</sub> have resulted in larger, healthier plants, beautiful blossoms, rapid growth; huskier and faster growing seedlings of some varieties; earlier germination of some thick-shelled seeds; practical elimination of root shock in transplanting house plants, trees and shrubs.

100 pellets, 1 milligram each, \$1.00, Postpaid.  
12 pellets, 1 milligram each, 25c, Postpaid.

## FULTON'S PLANTABB'S

Plantabbs are a complete, balanced plant food of the high analysis 11-15-20 PLUS the full required amount of Vitamin B<sub>1</sub> in each tablet. Plantabbs is the only tablet form plant food containing Vitamin B<sub>1</sub>. Use Plantabbs for all indoor potted plants and flowers, window and balcony boxes. Plantabbs are also excellent for garden flowers and vegetables. Plantabbs with Vitamin B<sub>1</sub> make vastly stronger root growth.

### In Boxes of

12 tablets.....	\$ .10
36 tablets.....	.25
90 tablets.....	.50
240 tablets.....	1.00
850 tablets.....	2.75

Prices quoted are Postpaid.

## HORMODIN

### Speeds rooting of cuttings

"Hormodin" is a hormone-like plant growth substance. Its principal use is to stimulate rapid root growth on cuttings. It has wide-spread use in propagating cuttings, whether rooted with ease, or normally rooted with difficulty. Many cuttings formerly impossible to propagate may now be rooted with the aid of Hormodin.

Hormodin "A" comes in liquid form, and is applied as a dilute, water solution.

Write for booklets, "Facts About Hormodin" and "Hormodin Powder." Full instructions with each package.

### Postpaid Prices—Hormodin A Liquid

Size of Packages in B.T.I. Units	Treats Cuttings	Price Per Pkg. Postpaid
20	300 to 1,000	\$ .50
60	600 to 1,800	1.00
240	1,800 to 7,200	2.50

## HORMODIN POWDERS

**Hormodin Powder** is easy to use, consisting of simply dropping moistened stems in the powder and then planting. The cost of treatment is only a fraction of a cent per cutting.

No. 1—For Chrysanthemums, Poinsettias, Roses, Etc.

¼ oz. 25c; 1 ¼ oz. 50c; 1 lb. \$3.00

No. 2—For semi-woody plants and most common shrubs.

1 ¼ oz. 75c; 1 lb. \$4.50

No. 3—For resistant species, such as Evergreens and dormant leafless cuttings.

1 oz. \$1.00; ½ lb. \$4.50

**Combination Package, powders Nos. 1, 2 and 3, in carton, 75c. Prices quoted are postpaid.**

## ROOTONE

Simplicity—No skill is needed to apply Rootone. Just dip and plant.

Write for booklet "Rootone—A hormone powder." Complete directions given on each package.

Postpaid prices: ¼ oz. pkg. 25c; 2 oz. pkg., will treat up to 3,000 cuttings, \$1.00; Commercial pkg., 1 lb., will treat up to 30,000 cuttings, \$5.00 (Patents Pending)

**A hormone powder to hasten the rooting of cuttings.** Rootone contains one of the most powerful synthetic plant hormones, diluted with other ingredients to get the best range of activity on plants. It is the easy, economical, safe and sure treatment for rooting cuttings.

Low Cost—1/30 to 1/50 cent per cutting.

# Insect and Disease Control Recommendations for the Truck Crop Grower in Florida.

For your guidance we have prepared a Dusting and Spraying Chart covering the more economically important insect and disease problems facing the Florida truck crop grower. It is suggested that the following chapters be read thoroughly before consulting the chart.

A few of the more important diseases of vegetable crops, as Mosaic, Root Knot and "Damping Off" have been excluded from the tables for specific crops, as the symptoms as well as the control measures broadly apply to most vegetable crops. They are discussed separately in the section preceding the tables.

## ROOT KNOT

The disease is caused by minute roundworms or nematodes in the soil. These worms bore into the roots of plants and are responsible for the swellings which develop on affected roots. These swellings are commonly called knots or galls. Such galls should not be confused with nitrogen nodules commonly found on small rootlets of leguminous crops. Nitrogen nodules appear as growths on the sides of small rootlets, while in nematode galls, the swellings extend all around portions of roots, regardless of their sizes. Plants seriously affected by root knot usually show a stunted condition and do not produce a normal crop. Because of their weak condition, they are extremely susceptible to secondary diseases.

Nematodes develop and multiply most rapidly during warm weather. It is then when they are most troublesome. As most of the vegetable crops, particularly okra, tomatoes, eggplant, cucumbers and beans, are susceptible to root knot, it is advisable not to plant such vegetables during warm weather months—generally from April to October—in soils that are known to be infested. Such soils should be kept free of all susceptible plants, including weeds, and the ground should be left fallow, turning the soil over as often as possible. Flooding for a period of several months or the planting of non-susceptible cover crops are other alternatives. Such practices will reduce the nematode population considerably, and as a result, most crops can be grown during the winter months—from November to March or April—with reasonable assurance of fair success.

Chemical treatment of infested soils is expensive and is not recommended except for seed beds or small garden plots. For this purpose, calcium cyanide (Cyanogas) can be used at the rate of 2¾ pounds per 100 square feet. Application should be made three or four months before planting time.

## MOSAIC

Mosaic disease is caused by organisms (virus) in the sap of the affected plants. The viruses, as infectious principles, may be transmitted from diseased to healthy plants in various ways. Insects undoubtedly play an important part in the transmission of the disease, although it may be spread by other means, such as pruning operations, bruising of plants by workers or mechanical equipment, picking fruit, etc.

The symptoms of mosaic vary slightly in different plants, but in general, certain broad characteristic indications can be noted in most all infested plant types. There is usually a stunting or dwarfing of the plants, with accompanying pattern of light-yellowish areas merging with green patches, giving them a "mottled" affect. Usually there is a roughening of the surface, producing in some cases a warty appearance. Edges of leaves often cup downward. The fruit also may be mottled and warted.

In the light of what has been said as to how mosaic may be transmitted to healthy plants, at least some control measures are quite obvious. Sick plants should be carefully removed from the garden and destroyed. If pruning of certain plants is desired, as in the case of staked tomatoes, particular caution should be exercised to prevent transmission of the virus. In general, when working in vegetable plots, refrain from injuring plants.

As insects play such an important part in the transmission of the disease, every effort should be made to keep them at a minimum throughout the growing period of the plants. This is particularly true of the sucking type of insects, such as aphids,

stink bugs, etc. For the control of such insects, consult tables under specific crops.

Areas adjacent to planted plots should be kept free of weeds, especially Wandering Jew and Night Shade.

## DAMPING OFF

"Damping Off" is primarily a disease affecting plants in seed beds, although they may be attacked after transplanting. A number of fungi and bacteria may be the cause, but one fungus, called Rhizoctonia, is the prime factor of infection.

Seedlings are attacked by the fungus at the soil line, where it penetrates the outer layer of the stem, destroying the cells. Wilting of the seedling is usually the first indication to the grower, that seedlings are damping off. As the fungus grows, the seedling collapses and dies. The fungus continues to develop and eventually covers the dead seedling as well as the surrounding soil, thus coming in contact with nearby seedlings, which it will also attack.

The prevention of damping off in seedbeds can best be accomplished by treating beds with an appropriate compound. Spergon, Cuprocide and Semesan are highly recommended for this purpose. If the disease does appear in seedbeds, the soil should be disinfected immediately with Cuprocide at the rate of 1½ lbs. per 100 gallons, Wettable Spergon at from 1 to 2 lbs. per 50 gallons, or Semesan at 1 lb. to 50 gallons.

## CUTWORMS AND MOLE CRICKETS

No doubt every grower is thoroughly familiar with the large, fleshy, greasy looking cutworm. There are a number of species, some of them differing in feeding habits. The subterranean variety never appears above the soil, but feeds on roots and other vegetative matter underground entirely. A very destructive type is the cutworm that feeds by cutting off young plants near or at the surface of the soil. The third type is the so-called climbing cutworm because of its habits of climbing up into plants, feeding on foliage and often boring into fruit. All three types are nocturnal, that is they confine their feeding activities almost entirely at night.

Common control measures consist of the broadcasting of poison baits late afternoons or evenings. We recommend Kilgore's Poison Bait No. 3-S. Baits will not control the subterranean cutworm, as it does not come to the surface to feed.

Mole crickets, in some sections of the State, present a serious problem to the commercial grower. These insects are rather flat and of a dirty brown color. Their front legs are enlarged and shovel-like, permitting them to burrow in the soil with great speed and ease. During the day-time they remain deep in the ground. At night, they work just below the surface of the soil, making runways, which resemble those made by moles, except that they are much smaller. In seedbeds, relatively few of the mole crickets can be extremely destructive.

For their control, use Kilgore's Poison Bait No. 3-S, broadcasting the bait late afternoons, as these insects are also nocturnal. If practical, apply bait immediately after a rain.

## COMBINATION DISEASE AND INSECT TREATMENTS

When growing certain crops, it is often desirable to combine insecticides with fungicides. We recommend the following dusts for this purpose:

### BEANS:

\*Kryocide-Sulphur Dust 30-70

\*Roller Worm Dust No. 1

For roller worms, rust and mildew.

### CUCUMBERS, SQUASH AND MELONS:

\*Nicotine-Kryocide-Copper Dust

For aphids, worms, cucumber beetles and certain diseases.

### TOMATOES, PEPPERS AND EGGPLANTS:

\*Kryocide-Cuprocide Dust

\*Cuprocide Tomato Dust No. 2

For fruitworms, pinworms, pepper weevil and certain diseases.

## SEED TREATMENT (For Disease Control)

As no reference to the treatment of seeds has been made in the chart, a separate chapter is here devoted to the subject.

It is quite obvious that only clean and disease-free seed should be planted. However, it behooves the grower to doubly safeguard his interests by properly treating his seeds before planting. The process is relatively inexpensive and will save the grower many a headache, as well as substantial sums in dollars and cents.

The following recommendations are those suggested by Florida State Experiment Stations:

### Treatment for the prevention of Damping Off fungi:

		Per Bu.
Beans, Lima .....	Spergon .....	2½ oz.
Beans, Snap and Pole .....	Spergon .....	2 oz.
Peas .....	Spergon .....	2½ oz.
		Per 10 lbs.
Beets .....	Cuprocide .....	¼ oz.
	or Spergon .....	¼ oz.
Cantaloupes .....	Spergon .....	2/3 oz.
	or Semesan .....	½ oz.
Carrots .....	Cuprocide .....	¼ oz.
	or Spergon .....	¼ oz.
Celery .....	Semesan .....	1/3 oz.
	or Cuprocide .....	½ oz.
Cabbage, Cauliflower, etc.....	Spergon .....	¾ oz.
	or Semesan .....	½ oz.
Cucumbers .....	Semesan .....	½ oz.
Eggplants .....	Semesan .....	½ oz.
Escarole .....	Semesan .....	2/3 oz.
	or Cuprocide .....	¼ oz.
Lettuce .....	Cuprocide .....	1/3 oz.
	or Spergon .....	¼ oz.
Peppers .....	Semesan .....	2/3 oz.
Spinach .....	Spergon .....	1¼ oz.
Tomatoes .....	Cuprocide .....	¾ oz.
Watermelons .....	Semesan .....	½ oz.
	or Cuprocide .....	1/3 oz.

The seed and seed treatment material should be thoroughly mixed together in a rotary drum mixer until all the seed are uniformly coated with the treatment material. In most cases this will take from three to five minutes at a speed of forty revolutions per minute. Screen off excess dust.

## TREATMENT FOR THE PREVENTION OF SEED-BORNE DISEASES:

### Hot water treatment affecting organisms on surface as well as within TOMATO seeds:

Soaking of seeds in hot water having a minimum temperature of 122° F. (Not to exceed 129° F.) for a period of 25 minutes. Small quantities of seed should be placed in loosely woven cloth bags so as not to be over half filled. An accurate thermometer is necessary. After treatment the hot, wet seed should be spread out in thin layers for drying purposes. Old, weak seed should not be treated in this manner, as the germination would be affected seriously. Do not attempt this treatment, unless thoroughly understood and fully equipped.

### Bichloride of Mercury (Corrosive sublimate) treatment affecting organisms on surface of seeds:

Cucumbers: Dilute 1:1000, immersing seed for 10 minutes. Less hardy seeds: Dilute 1:1000, immersing seeds for 5 minutes.

For small quantities of seed dissolve 1 tablet in 1 pint of water.

For larger quantities dissolve 1 oz. of the powder form in 7½ gallons of water. It is advisable to dissolve the powder in a small quantity (a pint or quart) of boiling water first.

Place seed in loosely woven cloth bags (about one half full). Submerge bags in solution and stir with a stick to loosen adhering bubbles. After soaking the proper length of time, remove bags and drain thoroughly. Seed should be washed for 15 minutes in several changes of water. Then spread in thin layers to allow to dry.

Do not prepare solution of Bichloride of Mercury in metal containers. Only glass, earthenware or wooden vessels should be used. In working with the compound, the greatest caution should be exercised, as it is extremely poisonous.

**Semesan treatment affecting organisms on surface of seeds and fungi causing Damping Off:** Follow directions printed on container.

**Celery Seed** does not require treatment against Late Blight, if seed is at least one year old before planting.

## SANITATION AND CULTURAL PRACTICES

As the chart contains cultural as well as chemical control recommendations, a brief explanation of the term "Sanitation" is in order.

The practice of sanitation is of such vital importance, that no grower can afford to ignore the subject. Yet, in many cases, serious losses result from a complete neglect of a few simple rules. Diseases will spread readily from sick to healthy plants by various means, depending upon the nature of the disease. Spores of many species of fungi are air or wind borne, while others may be scattered over fields in water, due to rain or irrigation. Insects play an important part in the dissemination of diseases, particularly those of the sucking type, such as aphids, thrips, etc. Too, certain cultural operations, as pruning, picking, transplanting, etc., are greatly responsible for the scattering of diseases, especially those caused by bacteria and viruses, mosaic being a specific example of the latter.

Considering the methods of dissemination mentioned, it becomes obvious that the source of the disease should be destroyed, if at all possible. Affected plants, as well as dropped, decaying fruit, should be removed from the field and burned or buried deeply. Cultivation should be clean and frequent. Mechanical injury of plants by plowing, spraying or picking operations should be avoided as much as possible. Crop rotation is essential, provided that no other crop affected by the responsible disease is grown for several years. This method often proves cheaper than an attempt to control the disease chemically. As weeds serve as host plants to many insects, which may be carriers of fungi, viruses, etc., the necessity of their eradication certainly becomes evident. Whenever practical, soil moisture should be kept fairly constant. Corrective measures should be adopted where soils are either too acid or too alkaline.

## RESIDUE FROM POISONOUS INSECTICIDES

The vegetable grower should refrain from applying stomach poisons (designated in the Dusting and Spraying Chart with \*), such as arsenicals and Kroycide, to cole or leaf crops, after plants have begun to head. Likewise, it is not advisable to dust, or spray beans, tomatoes, peppers, cucurbits, etc., with such materials too close to picking time.

## DILUTION TABLE FOR INSECTICIDES AND FUNGICIDES

Material	Average amounts needed to make spray of		
	50 gals.	4 gallons	1 gallon
Arsenate of Lead.....	1½ lbs.	2 oz.	1 tablesp'n
Black Leaf 40.....	½ pt.	4 teasp'ns	1½ teasp'ns
Evergreen Spray.....	1 pt.	2½ tablesp'ns	½ teasp'n
Fish Oil Soap (as spreader).....	1½ lbs.	2 oz.	1 tablesp'n
Garden Volck Spray .....	2 qts.	5 oz.	2½ tablesp'ns
Kroycide .....	1½ lbs.	2 oz.	1 tablesp'n
Manganese Sulphate.....	3 lbs.	4 oz.	2 tablesp'ns
Nicotrol .....	1 qt.	5 tablesp'ns	4 teasp'n
Paris Green.....	1 lb.	1¼ oz.	2 teasp'ns
Penetrol .....	1 qt.	5 tablesp'ns	4 teasp'ns
Pyrox (Liquid) .....	8 lbs.	10 oz. (wt.)	.....
Nicotine Pyrox .....	13 lbs.	20 oz.	3 tablesp'ns
Red Arrow Insect Spray. 1 pt.	2½ tablesp'ns	½ teasp'n	
Spergon Wettable.....	1½ lbs.	2 oz.	1 tablesp'n
Sulfocide .....	1 qt.	5 tablesp'ns	4 teasp'ns
Scalecide .....	3-13 gal.	2 pts.	½ pt.
Yellow Cuprocide.....	¾ lb.	1 oz.	1¼ teasp'ns
Zinc Sulphate.....	1½ lbs.	2 oz.	1 tablesp'n

Note: One acre requires 75 to 200 gallons of liquid spray, depending upon nature of crop and size of plants.

# DUSTING AND SPRAYING CHART FOR FLORIDA

CROP	INSECT OR DISEASE	LIQUID SPRAY RECOMMENDATIONS		DUST RECOMMENDATIONS		REMARKS
			Dilution per 100 gals.		Rate per acre	
Beans	Bean Leaf Hoppers (commonly called White or Green Fly)			Lethane Dust	15 to 30 lbs.	Hopper infestations build up rapidly. Begin treatment early and repeat if necessary.
	Roller Worms	*Lead Arsenate *Kryocide	2 lbs. 3 lbs.	*Roller Worm Dust No. 1 *Kryocide-Sulphur Dust 30-70	15 to 25 lbs. 15 to 25 lbs.	Dust or spray when worms appear and repeat if necessary.
	Thrips	Black Leaf 40	1 to 2 pts.	Nicotine Dust—4% Activated	15 to 30 lbs.	Apply in warm, still weather only.
	Rust	Sulfocide	2 qts.	Dusting Sulphur	20 to 30 lbs.	Begin applications when true leaves have formed, and repeat weekly. Try to prevent rather than cure.
	Powdery Mildew	Sulfocide	2 qts.	Dusting Sulphur	20 to 30 lbs.	Dust or spray at least 3 or 4 times before blooming period. Do not treat with sulphur while plants are in bloom.
	Manganese and Zinc deficiencies	Manganese Sulphate } Zinc Sulphate } Lime or Micro-Mag. }	3 lbs. 1½ lbs. 3 lbs.	10% Sulphur-Manganese Dust	20 lbs.	Apply when symptoms appear. A second application within 4 or 5 days may be necessary.
	Halo Blight	None		None		If possible, procure clean seed, grown in semi-arid sections in the West.
	Cabbage Worms and Loopers	*Kryocide Red Arrow *Lead Arsenate	3 lbs. 1 to 2 qts. 4 lbs.	*Kryocide Dust 30-70 *Arsenate Lead-Lime Dust 30-70 Lethane Pyrocide Dust No. 4 Lethane-Rotenone Dust	10 to 30 lbs. 10 to 30 lbs. 15 to 30 lbs. 15 to 30 lbs.	Apply Kryocide or Arsenate. Lead until plants begin to head. After that use Lethane Pyrocide Dust or Rotenone Dust.
	Diamond Back Moth			Lethane-Rotenone Dust	15 to 30 lbs.	Be sure to cover undersides of leaves.
	Aphids	Black Leaf 40 Red Arrow	1 to 2 pts. 1 qt.	3 or 4% Nicotine Dust, activated Lethane-Rotenone Dust		Spot-dust if possible (where infestation has not spread over entire field).
Black Rot and Black Leg	None		None		Do not plant in soils known to have been infested. Do not plant infested seedlings. Practice crop rotation on soils showing these diseases.	
Alternaria Leafspot	Pyrox Yellow Cuprocide	16 lbs. 1½ lbs.	Cuprocide Dust No. 7 Copotex Dust 20-80	10 to 30 lbs. 10 to 30 lbs.	2 or 3 applications may be necessary.	
Watery Rot	None		None		Practice sanitation and crop rotation.	
Wire-Stem, Bottom Rot and Root Rot	None		None		Avoid damping off in seed bed. Do not plant seedlings showing discolored stems. Keep dirt from heading plants.	

<b>Cabbage, Cauliflower, Broccoli, etc. (cont.)</b>	Downy Mildew			2 lbs.	12% Spergon Dust		See Press Bulletin 589, University of Florida.
	Leaf-tiers	*Kryocide		3 lbs.	Lethane Pyroicide Dust No. 4 *Kryocide Dust 30-70		Use Kryocide only on young plants. Lethane Pyroicide Dust is preferable, if available.
<b>Celery</b>	Loopers and Army Worms	*Kryocide		4 lbs.	*Kryocide Dust 30-70		Use Kryocide only on young plants.
	Aphids and Thrips	Black Leaf 40 (Add Fish Oil Soap) Red Arrow		1 qt. 1½ lbs. 1 qt.	Nicotine Dust 4% Activated	20 to 40 lbs.	Apply as often as necessary in warm, still weather.
	Pink Rot	None			None		Practice sanitation. Remove all infested plants.
	Blackheart	None			None		Irregular water supply causes disease.
	Late and Early Blight	See Remarks			See remarks		Consult your local Experiment Station for latest information.
	Cracked Stem	Borax (Commercial) 10 lbs. per acre					Borax should be dissolved in water and applied about 2 weeks after transplanting.
	Aphids Anthracnose Melon Worm, Pickle Worm and Cucumber Beetles					*Nicotine—Kryocide— Copper Dust	Dust as soon as true leaves have formed. Weekly thereafter. This is a combination treatment.
	Angular Leafspot Downy Mildew Scab						
	Aphids Melon Worm, Pickle Worm, and Cucumber Beetles	Black Leaf 40 *Kryocide		1 qt. 4 lbs.	Black Leaf 10 Nicotine Dust *Kryocide Dust 30-70	10 to 50 lbs. 10 to 50 lbs.	Apply as necessary Weekly applications.
	Anthracnose Angular Leafspot Downy Mildew Scab	Pyrox Yellow Cuproicide		16 lbs. 1½ lbs.	Cuproicide Dust No. 7 Copotox Dust 20-80	10 to 50 lbs. 10 to 50 lbs.	Weekly applications.
<b>Eggplant</b>	Aphids	Black Leaf 40		1 to 2 pts.	Nicotine Dust 4% Activated	20 to 60 lbs.	Apply as necessary.
	Red Spider				Dusting Sulphur	20 to 60 lbs.	One or two applications under favorable weather conditions should suffice.
	Pin Worms	*Kryocide		3 lbs.	*Kryocide Dust 30-70		Often occurring in seedbeds. Apply as necessary.
	Phomopsis Blight (Leaf-spot, fruit rot, stem canker, tip-over, etc.) Early Blight	Pyrox Yellow Cuproicide		16 lbs. 1½ lbs.	Cuproicide Dust No. 7 Copotox Dust 20-80	20 to 40 lbs. 20 to 40 lbs.	Apply weekly during early season.
<b>Peas</b>	Southern Blight	None			None		Practice sanitation and crop rotation.
	Brown Rot	None			None		p. H. of soil should be lowered.
	Pea Aphid	Lethane-Roteneone Dust				10 to 30 lbs.	As soon as observed.

# DUSTING AND SPRAYING CHART FOR FLORIDA (Continued)

CROP	INSECT OR DISEASE	LIQUID SPRAY RECOMMENDATIONS		DUST RECOMMENDATIONS		REMARKS
			Dilution per 100 gals.		Rate per acre	
Peas (continued)	Powdery Mildew	Sulfocide	2 qts.	Dusting Sulphur	10 to 30 lbs.	Apply weekly after finding symptoms.
	Downy Mildew Bacterial Blight	Pyrox Yellow Cuprocide	16 lbs. 1½ lbs.	Cuprocide Dust No. 7 Coptox Dust 20-80	10 to 30 lbs. 10 to 30 lbs.	Apply weekly after observing symptoms.
Peppers	Pepper Weevil	*Kryocide	4 lbs.	*Kryocide Dust 30-70	20 to 30 lbs.	Most serious on spring crops. Apply weekly upon discovery of larvae or adults in pods.
	Leafworms	*Kryocide	3 lbs.	*Kryocide Dust 30-70	15 to 30 lbs.	Apply as necessary.
	Aphids	Black Leaf 40	1 to 2 pts.	Nicotine Dust 3 or 4% Activated	15 to 30 lbs.	Apply as necessary.
	Cercospora Leafspot (Frogeye) Bacterial Spot	Pyrox Yellow Cuprocide	16 lbs. 1½ lbs.	Cuprocide Dust No. 7 Coptox Dust 20-80	15 to 30 lbs. 15 to 30 lbs.	Apply weekly after observance of symptoms.
Potatoes	Anthraxnose	Yellow Cuprocide	1½ lbs.	Cuprocide Dust No. 7	15 to 30 lbs.	To be applied as a preventive measure rather than cure.
	Southern Blight	None		None		Practice sanitation and crop rotations.
	Blossom End Rot	None		None		Occurs mostly in dry weather and is caused by an irregular water supply. Proper soil moisture should be kept constant.
	Aphids	Black Leaf 40	1 to 2 pts.	Nicotine Dust 3 or 4% Activated	15 to 30 lbs.	Apply as necessary.
	Stink Bugs (The Green Pumpkin Bug is the most important of the group)	None		None		No satisfactory insecticide has so far been developed. Hand collecting should be resorted to if practical.
	Late and Early Blight	See Remarks		See remarks		Consult your local Experiment Station for latest recommendations.
	Bacterial Wilt	None		None		Reduce p. H. of soil. Rotate crops.
	Scab	None		None		Reduce p. H. of soil.
	Fusarium Wilt	None		None		Practice sanitation.
	Southern Wilt	None		None		Practice sanitation and cultivate frequently.
Sweet Potatoes	Sweet Potato Weevil	*Kryocide	3 lbs.	*Kryocide Dust 30-70	15 to 30 lbs.	Apply as soon as adults appear and direct spray or dust towards base of stem. Do not plant sweet potatoes in areas where infestations have occurred, for several years.



Sweet Potatoes (cont.)		Black Rot	None		None	Sanitation and crop rotations.
Tomatoes	Southern Blight	None	None		None	Sanitation.
	Storage Rot (Charcoal Rot, Java Rot, Black Rot, etc.)	None	None		None	Handle potatoes carefully when storing to prevent bruising or breaking of skin. Maintain sanitary storage conditions and do not crowd.
	Tomato Fruit Worm and Pin Worm	*Kryocide *Lead Arsenate	3 lbs. 4 lbs.		*Kryocide Dust 30-70 *Copotox Calcium Arsenate Dust 20-20-60 *Cuprocide Tomato Dust No. 1	Begin as soon as signs of worm infestations are detected. For maximum control from 3 to 5 applications may be necessary.
	Tomato Horn Worm	None			None	Hand-picking.
	Aphids and Thrips	Black Leaf 40	1 to 2 pts.		Nicotine Dust 3 or 4% Activated	As necessary.
	Fusarium Wilt (Brown Rot)	None			None	Plant wilt-resisting varieties or strains. Remove and burn wilted plants.
	Blossom End Rot	None			None	See under "Peppers".
	Southern Blight	None			None	Practice sanitation.
	Early Blight Anthracnose Bacterial Spot	Pyrox Yellow Cuprocide	16 lbs. 1½ lbs.		Cuprocide Dust No. 7 Copotox Dust 20-80	Apply weekly after observance of symptoms.
	Bacterial Wilt	Pyrox Yellow Cuprocide	16 lbs. 1½ lbs.		Cuprocide Dust No. 7 Copotox Dust 20-80	Bacteria transmitted only by entering through wounds. Practice strict sanitation. Control insects. Do not plant in soil heavily infested with nematodes. Copper sprays or dust, if begun early, will aid in checking disease.
Turnips	Galloping Rust (Zinc Deficiency)	Zinc Sulphate Manganese Sulphate Lime or Micro-Mag.	1 lb. 2 lbs. 2 lbs.			Apply two or three times after transplanting (in areas where the deficiency exists, e.i. the West Coast).
	Aphids Anthracnose White Rust Black Leafspot	Black Leaf 40 Yellow Cuprocide	2 pts. 1½ lbs.		Nicotine Dust 4% Activated Cuprocide Dust No. 7	As necessary. Apply weekly after appearance of true leaves.
General Vegetables	Powdery Mildew					Apply weekly after symptoms are noted.
	Cutworms and Mole Crickets					See page 48.
Seed Treatment	Root Knot					See page 48.
	Damping Off					See page 48.
	Mosaic					See page 48. See page 49.

\*Stomach Poisons (see page 49)

# INSECTICIDES AND FUNGICIDES

## FOR THE HOME GARDEN

For a discussion of insects and diseases as well as specific control recommendations, we refer you to "Home Garden Insect and Disease Problems", a bulletin recently published by the Kilgore Seed Co. Copies are available at all stores as well as through our mail order department at Plant City. Get your free copy of this valuable bulletin.

**When ordering, please allow enough extra for postage because all prices quoted are f.o.b. Plant City or any Kilgore store unless otherwise specified.**

**ACCO. (A Casein Spreader.)** Use  $\frac{1}{2}$  lb. to 50 gallons. 2 lb. pkg. 50c; case (25-2 lb. pkgs.) \$11.25.

**ARSENATE LEAD-LIME DUST 30-70.** Recommended for the control of cabbage worms and loopers before plants are heading. 8c per lb.; 25 lbs. \$1.80; 50 lbs. \$2.60; 100 lbs. \$5.20.

**BOWKER'S ARSENATE OF LEAD POWDER.** Backed by over 40 years' manufacturing experience. A stomach poison of high quality. Uniform particle size. A dependable product used as a spray or as a dust for control of chewing insects. Pound canister 30c; 4-lb. bag 55c.

**BI-SULPHIDE OF CARBON.** Recommended for ridding grain of weevils, and excellent for killing ants, grasshoppers, etc., and for destroying vermin. Sold in gallon cans only. Per gallon \$2.00. (Not mailable.)

**BLACK LEAF 10 NICOTINE DUST.** (See Nicotine Dusts, page 55.)

**BLACK LEAF 40.** For the control of aphids, thrips, leaf hoppers and other soft bodied sucking insects. Useful for all vegetables, citrus and ornamentals. Also valuable painted undiluted on top of poultry roosts. Will control body lice, and effective as a spray against poultry lice. 1 oz. 35c; 5 oz. \$1.05; 1 lb. \$2.40; 2 lbs. \$3.50; 5 lbs. \$6.60; 10 lbs. \$11.65. Prices quoted are prepaid.

**BLUESTONE (Copper Sulphate) Crystals.** 4 lbs. 40c; 10 lbs. 90c; 25 lbs. \$1.90; 100 lbs. \$6.50.

**BLUESTONE (Copper Sulphate) Snowform.** 4 lbs. 40c; 10 lbs. 90c; 25 lbs. \$1.90; 100 lbs. \$6.50.

**BOWKER'S POWDERED BORDEAUX.** A powerful fungicide for the control of blights, rusts and rots on crops where Bordeaux is recommended. Fine, light and fluffy. Add water according to directions and spray. Pound canister 30c; 4 lbs. 65c; case (12-4 lb. pkgs.) \$6.60.

**BOWKER'S CALCIDE (Calcium Arsenate).** Mostly used on more resistant plants and vegetables such as potatoes, truck crops and cotton. It is used as a dust or as a spray for control of chewing insects. Pound canister 30c; 4 lb. bag 50c; case (12-4 lb. pkgs.) \$4.89.

**CARBOLINEUM.** A wood preservative and vermicide. Prevents damage by termites. It will kill and protect against chicken mites and fowl ticks. In gallon cans \$1.75; 35 gal. \$42.00; 55 gal. \$63.25.

**COOPER'S CATTLE DIP.** A very effective cattle dip. Equally effective when sprayed or dipped. Qt. 75c; gallon \$2.25; 5 gallon can \$10.00.

**COPOTOX.** Copotox is made by a special process and under careful laboratory control, resulting in a product which retains its gelatinous property even after drying and packaging. In this gelatinous state Copotox remains uniform and stable throughout the period of exposure to atmospheric conditions. It is a non-crystalline substance and does not "scale off" the foliage and fruit. The process assures a strictly neutral product which has its advantage over other highly caustic materials in preventing "burn" to foliage and fruit. It is compatible with arsenicals, sulphur, zinc and manganese sulphate, and with organic insecticides, such as pyrethrum, derris and nicotine products free from acid radicals. Copotox is extremely fine. Ninety percent will pass a theoretical screen of 1200 mesh. This fineness is essential for good coverage of a copper compound for effective control of fungus. All the particles in Copotox contain copper; they are fine and result in a good protective coating. There is no inactive residue to smother

and stunt the plant, thereby decreasing the yields. 4 lb. pkg. 65c; case (12-4 lb. pkgs.) \$6.87.

**COPOTOX DUST 20-80.** This dust contains 20 pounds of an extremely fine particle-sized neutral copper (Copotox). Recommended wherever copper mixtures not containing lime are desired. 7c per lb.; 25 lbs. \$1.55; 50 lbs. \$2.10; 100 lbs. \$4.15.

**COPOTOX-CALCIUM ARSENATE DUST 20-20-60.** Valuable in the control of Tomato Fruitworms. A mixture made of Copotox (a neutral copper), Calcium Arsenate and talc. 9c per lb.; 25 lbs. \$2.00; 50 lbs. \$2.95; 100 lbs. \$5.85.

**CUPROCID (Red Copper Oxide).** For treatment of vegetable seeds to control diseases. (See page 49.) 1 lb. can 90c; 5 lbs. \$4.00.

**CUPROCID DUST No. 7.** Contains 7 pounds of Cuprocid. No lime. Recommended for cucumbers, eggplants, peppers and tomatoes as a fungicide. 8c per lb.; 25 lbs. \$1.75; 50 lbs. \$2.50; 100 lbs. \$5.00.

**CUPROCID DUST No. 10.** Contains 10 pounds of Cuprocid. No lime. Especially recommended for potatoes as a fungicide. 10c per lb.; 25 lbs. \$2.15; 50 lbs. \$3.35; 100 lbs. \$6.65.

**CUPROCID TOMATO DUST No. 1.** In addition to Cuprocid, this mixture contains Arsenate of Lead and Sulphur. 12c per lb.; 25 lbs. \$2.65; 50 lbs. \$4.30; 100 lbs. \$8.55.

**CUPROCID—YELLOW.** A greatly improved concentrated fungicide, containing 89% cuprous oxide (80% metallic copper). Its extremely fine particles and its outstanding sticking quality makes it a superior fungicide. Yellow Cuprocid, with its excellent suspensibility, stability, and good handling qualities, along with its established disease-controlling power is highly valued by many Florida growers of tomatoes, potatoes, cucumbers, celery and others crops. Yellow Cuprocid is packed in 3-pound bags for your convenience (or in 100-lb. sacks if you prefer to buy in bulk). Use Yellow Cuprocid at the rate of  $1\frac{1}{2}$  lbs. per 100 gallons of spray. 3-lb. bags \$1.41 each; case (16 3-lb. pkgs.) \$20.16.

**CYANOGAS A-DUST.** Deadly to rodent and insect pests. Instantly and permanently kills ant colonies in lawns, gardens and yards before ants get into the home. Cyanogas Hand Duster (See page 52).  $\frac{1}{2}$  lb. tin 45c; 1 lb. tin 75c; 5 lb. can \$3.00; 25 lbs. can \$10.00. Not mailable.

**CYANOGAS G-FUMIGANT.** Comparable to sea sand in size of particles. Used for fumigating greenhouses, warehouses, buildings and for grain fumigation. 4 oz. spouted can, containing enough to kill a million ants in lawns and gardens, 30c; 5 lb. can \$3.00; 25 lb. can \$10.00. Not mailable.

**DIXIE KILLER.** Exterminates rats, mice, roaches, waterbugs, land crabs, cut worms and other destroyers of food and property. 2 oz. jar 25c; 1 lb. 60c; 3 lbs. \$1.50.

**EVERGREEN SPRAY.** (With spreader.) A pyrethrum spray which has the unusual quality of being fatal to many plant insects, but harmless to higher forms of life. 1 oz. 35c; 6 oz. \$1.00; 16 oz. \$2.15; gallon \$12.20.



# INSECTICIDES AND FUNGICIDES (Continued)

All prices quoted are f.o.b. Plant City or any Kilgore store. When ordering by mail, allow enough extra for postage.

**FISH OIL SOAP.** Increases the efficiency of Black Leaf 40 and many other spray materials. Use 1½ to 2 lbs. to 50 gallon as a spreader and sticker. 1 lb. 30c; 8 lbs. \$1.10; 16 lbs. \$2.00; 50 lbs. \$4.50.

**FLY AND MOSQUITO SPRAY. (Kilgore's).** A stainless liquid insecticide especially for household use. It kills roaches, bedbugs, ants, moths, mosquitoes and flies. Pint 25c; quart 40c.

**Kryocide**  
REG. U. S. PAT. OFF.  
NATURAL CARVOLITE

A fluorine spray for chewing insects. Use 2 to 3 pounds Kryocide and one gallon syrup to fifty gallons of water. 1-lb. can 35c; 4-lb. bag 70c; 50-lb. bag \$7.50.

**KRYOCIDE DUST 30-70.** A fluorine dust especially recommended for worms on cucumbers and squash, pinworms on eggplants and fruit and pinworms on tomatoes. 9c per lb.; 25 lbs. \$2.10; 50 lbs. \$3.20; 100 lbs. \$6.35.

**KRYOCIDE SULPHUR DUST 30-70.** 10c per lb.; 25 lbs. \$2.30; 50 lbs. \$3.65; 100 lbs. \$7.25.

**KRYOCIDE COPOTOX DUST 20-20-60.** A fluorine dust to replace Copper-Lime Dusts with poison where neither arsenicals or lime are desired. This dust contains 20 pounds Copotox (Neutral Copper). See preceding item for recommendations. 11c per lb.; 25 lbs. \$2.40; 50 lbs. \$3.85; 100 lbs. \$7.65.

**LETHANE DUST.** An excellent, low-cost synthetic insecticide for the control of Bean Leaf Hoppers. 1 to 10 lbs. 10c per lb.; 25 lbs. \$2.35; 50 lbs. \$3.75; 100 lbs. \$7.50.

**LETHANE-PYROCIDE DUSTS. (Non-poisonous).** Lethane-Pyrocide Dusts are economical and non-poisonous insecticides. These dusts are made from Lethane, a new synthetic contact insecticide and from Dry Pyrocide, an insecticide material prepared by extracting the active principle of pyrethrum flowers and combining them with a suitable base. The result: Uniform and high killing power. While pyrethrum powder loses strength with age, Lethane-Pyrocide Dusts contain a substance which prevents loss of strength. Particles of Lethane-Pyrocide Dusts are evenly coated with the killing agents, and thus are much improved over pyrethrum-sulphur mixtures. Uniform and stable as to pyrethrum content. Deadly to many kinds of insects. Available for Bean Leaf Hoppers (commonly called White Flies) on beans, Cabbage Worms and Loopers on all cole crops, and Celery Leaf Tyers on celery. (See "War Food Administration Restrictions" on page 56.)

No. 4 (Without sulphur)—1 to 10 lbs. 13c per lb.; 25 lbs. \$3.20; 50 lbs. \$5.40; 100 lbs. \$10.75.

No. 5 (With 65% sulphur)—1 to 10 lbs. 14c per lb.; 25 lbs. \$3.40; 50 lbs. \$5.75; 100 lbs. \$11.55.

**LETHANE-ROTENONE DUST.** For the control of Cabbage Worms and Loopers (especially the larvae of the Diamond Back Moth), and pea aphids. (See "War Food Administration Restrictions" on page 56.) 50 lbs. \$3.75; 100 lbs. \$7.50. Not available in smaller quantities.

**LIME—HYDRATED.** For the neutralization of Manganese and Zinc Sulphate. 50-lb. bag 50c.

**LIME-SULPHUR SOLUTION.** (32 to 34 degrees Baumé.) 1 gal. can 57c; 5 gal. can \$2.35. Write for special prices on 30 gallon and 55 gallon barrels.

**MAGIKIL JELLY ANT BAIT.** Kills ants and is harmless to plants. Safety trap 25c; Garden size 33c; Estate tube 80c; 7½ oz. Jumbo size \$1.55; 5 lb. can \$9.50.

**MANGANESE SULPHATE.** For manganese deficiency in beans, peppers, etc. 100 lbs. \$3.65; less than 100 lbs. 5c lb.

**MICRO MAG.** For the neutralization of manganese and zinc sulphate. Superior to lime. 3-lb. package, 10c.

**NICOTINE DUSTS.** Used to control aphids and thrips. For most effective control use on still and hot days. Use 3% dusts for ground applications, and 4% dusts for airplane applications.

		25 lbs.	50 lbs.	100 lbs.
3% Activated	.....	14c per lb.	\$3.40	\$5.65
4% Activated	.....	17c per lb.	4.15	7.10
			14.20	

**NICOTINE—KRYOCIDE—COPPER DUST.** An excellent combination dust containing Nicotine, Kryocide and Cuprocide for the control of aphids, worms, cucumber beetles and certain diseases. 1b. 22c; 25 lbs. \$5.25; 50 lbs. \$9.50.

**BLACK LEAF 10 NICOTINE DUST.** Contains no lime. 1 lb. 16c; 25 lbs. \$3.75; 50 lbs. \$6.50.

**NICOTROL.** Nicotine Sulphate with Penetrol as spreader. Qt. \$1.25; Gal. \$2.75; 5 gal. drums \$10.50.

**PARIS GREEN.** Best grade. Use as a dust or in solution as a spray against chewing insects. ¼ lb. 15c; 1 lb. 40c; 5 lbs. \$1.75; 14 lbs. \$4.20; 100 lbs. \$28.00.

**PENETROL.** A free flowing spreader. Qt. 75c; gal. \$1.75; 5 gal. drum \$6.75; 55 gal. drum \$71.00.

**POISON BAITS.** Ready for use to control cutworms and mole crickets. Poison Bait No. 6 is intended only for application direct to the soil, as it will burn foliage. Poison Bait No. 3 may be applied to the soil or hardier foliage.

Poison Bait No. 3 (contains Calcium Arsenate)—8c per lb.; 25 lbs. \$1.75; 50 lbs. \$2.95; 100 lbs. \$5.05.

Poison Bait No. 3-S (contains Sodium Fluosilicate)—8c per lb.; 25 lbs. \$1.75; 50 lbs. \$2.95; 100 lbs. \$5.05.

Poison Bait No. 6 (contains Paris Green)—8c per lb.; 25 lbs. \$1.80; 50 lbs. \$3.10; 100 lbs. \$5.30.

**PYROCIDE DUSTS.** See Lethane-Pyrocide Dusts.

**Pyrox**  
Without Poison  
TRADE MARK REGISTERED

A copper fungicide. A flowable paste, mixing readily with water. The nuisance of mixing your

own spray might be worth while if the results justified it. But to begin with you can't be sure of your ingredients. Then the mixture is almost certain to be uneven; clogging the nozzles if they are small; coming out in big wasteful drops if they are large—drops that merely streak the foliage, leaving uncovered space for plant diseases to attack your crop.

No trouble—you just mix Pyrox Without Poison with water and spray. No burnt foliage. No wasted mixture; Pyrox stays in suspension well and doesn't spoil if you don't use it promptly.

When a poison is needed add Bowker's Arsenate of Lead or Bowker's Calcide.

**PYROX (Without poison).** 100 lbs. \$8.75; 300 lb. drum \$23.70; 500 lb. barrel \$36.75.

**PYROX (Standard, with Lead Arsenate poison).** A combined insecticide and fungicide in the form of an easily mixed paste. Pyrox is used for control of chewing insects and fungous diseases. 50 lbs. \$8.35; 300 lbs. \$34.50.



**NICOTINE PYROX.** If you have a garden you will want a can of the Nicotine Pyrox—Pyrox treated with nicotine. It not only kills leaf-chewing insects and prevents blight and other diseases as the regular Pyrox does, but it also kills sucking insects such as aphids, thrips and leaf-hoppers. Nicotine Pyrox is designed for commercial crops, as well as home gardens. 20 oz. 60c; 5 lbs. \$2.00; 25 lbs. \$6.50.

# INSECTICIDES AND FUNGICIDES (Continued)

All prices quoted are f.o.b. Plant City or any Kilgore store. When ordering by mail, allow enough extra for postage.

**RED ARROW INSECT SPRAY.** Makes a perfect solution, harmless to foliage, human, animal or poultry life. Kills garden aphids, melon aphids (Hessian Fly), worms, rose chafers, leaf hoppers, whiteflies, red spider, caterpillars, thrip, celery leaf tyer. 1 oz. 35c; 4 oz. \$1.00; pint \$2.85; quart \$5.50.

**ROLLER WORM DUST No. 1.** A mixture consisting of Arsenate of Lead and Sulphur, intended for the control of leaf roller on beans. 6c per lb.; 25 lbs. \$1.30; 50 lbs. \$1.65; 100 lbs. \$3.30.

**ROTENONE DUST.** For cabbage worms and loopers. See Lethane-Rotenone Dust, Page 55.

**SCALECIDE.** Excellent for citrus. Combined with Sulfoicide at the rate of two gallons Scalecide and one gallon Sulfoicide to two hundred gallons of water, it takes care of many citrus troubles. Qt. 80c; gal. \$1.90; 5 gals. \$6.90; 10 gals. \$11.85. *Write for descriptive pamphlets on Sulfoicide and Scalecide*

**SCREW WORM KILLER. (Barry's).** Kills screw worms instantly. Acts as a repellent in keeping flies off animals. No tar or other ointment needed for an after dressing. 6 oz. can 35c; 16 oz. can 65c.

**SEMESAN.** An effective treatment for vegetable and flower seeds to control damping-off fungi in the soil. Also repels ants. Directions on each package. (See page 49.) 1/3 oz. 10c; 2 oz. 40c; lb. \$2.50; 5 lbs. \$11.40; 25 lbs. \$52.50.

**SEMESAN BEL. (New Improved).** For treatment of potatoes, controlling certain diseases of this crop. Directions on each package. 2 oz. 30c; 1 lb. \$1.65; 5 lbs. \$7.15; 25 lbs. \$33.25.

**SPERGN.** Extremely safe to use on all kinds of seeds planted in any kind of soil and is compatible with inoculation. Very valuable for treating seeds, especially beans and peas, to control soil diseases, for better stands and increased yields. Not only a seed protectant but also a growth stimulant. Use 2 ounces per bushel of seed with beans and peas. (See page 49.) 2 oz. 33c; 1 lb. \$2.16; 5 lbs. \$9.95; 10 lbs. \$18.50; 50 lbs. \$76.50.

**SPERGN (Wettable Grade).** Valuable for spraying to control diseases. Especially valuable to control downy mildew in cabbage seed-beds. Use from 1 to 2 pounds to 50 gallons of water. 1 lb. \$1.10; 10 lbs. \$9.25; 50 lbs. \$43.75.

**12% SPERGN DUST.** For the control of downy mildew on cabbage. 1 lb. 24c; 25 lbs. \$5.85; 50 lbs. \$11.25; 100 lbs. \$21.50.

**SULFOCIDE.** Unexcelled as a vegetable spray. Checks mildew, rust and anthracnose on beans. Also used in the washing water before shipping beans, tomatoes, eggplants and peppers to check rots and other diseases while in transit. While Sulfoicide is a splendid spray for vegetables, it is just as valuable for citrus fruits Pt. 65c; qt. \$1.05; gallon \$2.75; 5 gals. \$8.85.

**SULPHUR. (Dusting, With Spreader).** 6c per lb.; 25 lbs. \$1.28; 50 lbs. \$1.95; 100 lbs. \$2.90.

**10% SULPHATE-MANGANESE DUST.** For manganese deficiencies in beans, peppers, etc. Lb. 6c; 25 lbs. \$1.25; 50 lbs. \$1.50; 100 lbs. \$3.00.

**TERRO ANT KILLER.** Will rid your place of ants in twenty-four hours. Small size bottle 25c.

**THRIP AND MITE DUST No. 1.** As this mixture contains Sulphur and treated Tobacco Dust, it has been found a satisfactory control for both Red Spider and Thrips in Strawberries. 7c per lb.; 25 lbs. \$1.55; 50 lbs. \$2.05; 100 lbs. \$4.10.

**TOBACCO DUST.** Best grade finely ground dust. Analysis  $\frac{3}{4}$  to 1% nicotine. 7c per lb.; 25 lbs. \$1.30; 50 lbs. \$2.15; 100 lbs. \$3.25.

**TREE TANGLEFOOT.** Save your trees with "Tree Tanglefoot". A sure, easy, inexpensive material to apply to trunks of shade and fruit trees to prevent caterpillars from crawling up to the leaves. A pound makes a minimum of 15 lineal feet of 2-inch wide bands. Prices quoted are f.o.b. Plant City. 6 oz. 45c; 1 lb. 80c; 5 lbs. \$3.75; 10 lbs. \$7.00; 25 lbs. \$15.00.

**ZINC SULPHATE.** For zinc deficiencies in beans, tomatoes, etc. 100 lbs. \$7.00; less than 100 lbs. 8c lb.

## War Food Administration Restrictions

### ROTENONE:

The following are the permitted uses of rotenone insecticides:

#### Commercial crops:

Peas (food, seed, and Austrian), for the pea weevil and the pea aphid.

Cabbage and other cole crops, for worms, aphids, flea beetles and the harlequin bug.

Beans, for bean beetles.

Sweet corn, for European corn borer.

#### Non-commercial crops:

Vegetables and small fruits, for insects and mites in farm, home, and Victory gardens.

#### Animal uses:

Cattle, for cattle grub and cattle lice.

Lambs, for sheep tick.

Customer's Certificate of Use must be signed by purchaser when ordering rotenone products, except in quantities of 5 lbs. or less in the dust form, and 1 pint or less in the liquid form.

### PYRETHRUM:

The following are the permitted uses of pyrethrum insecticides:

Cole crops for caterpillars and loopers.

Seed and Sweet Corn, for corn earworm.

Beans, for leaf hoppers.

Potatoes, for leaf hoppers.

Celery, for leaf tyers.

All vegetables in home, farm, community and Victory gardens, for pests.

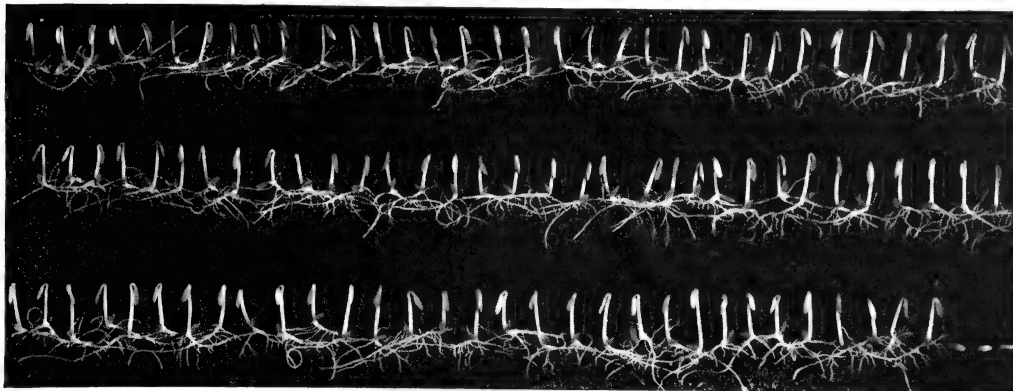
For cattle in dairy barns, dairies, creameries, cheese factories and related establishments handling dairy products.

Customer's Certificate of Use must be signed by purchaser when ordering pyrethrum products, except in quantities of 3 lbs. or less in the dust form, and 1 quart or less in the liquid form.

## Sprayers and Dusters

Due to present shortage of supplies and uncertain wartime conditions, it is not possible to list different kinds and types of sprayers and dusters. We hope to have limited supplies of different sizes and types throughout the season. Write our main order department at Plant City, Florida, or inquire of our stores, advising us what size and type of sprayer or duster you desire, and we will do our best to supply your needs.

## KILGORE'S BRED-RITE SEEDS ARE PROVED BY TEST



Result of germination test with 100 cucumber seeds. In this test 97 seeds out of 100 germinated, 3 seeds did not. (97% germination)

# What Will Your Harvest Be?

*The answer to that question depends principally on  
the kind of seeds you plant.*

The Kilgore Seed Company's Seed Testing Laboratory at Plant City and Experimental Farm at Palmetto, Florida, are a great help in providing the right kind of seeds for Florida.

The Kilgore Seed Company has had over thirty years' experience in Florida, studying the particular seed requirements of Florida growers. "The Kilgore seed-growing fields are located in the *north* and *west*, not in Florida." They are thoroughly inspected each summer by an experienced member of The Kilgore organization for freedom from disease and trueness to type. In this way, Florida growers are absolutely certain that Kilgore's Bred-Rite seeds are grown under proper conditions and that all off-type plants are destroyed before flowering and seeding.

A seed testing laboratory at Plant City, Fla., to insure proper germination, and an experimental farm at Palmetto, Fla., to insure purity of type and adaptability, to select stock seed, and to test, develop and improve new varieties, are now being maintained by the Kilgore Seed Company. A sample of every stock of vegetable, flower and field crop seeds Kilgore sells is tested at frequent intervals in a germinating apparatus, and the number of seeds which germinate out of 100 seeds tested is recorded. Any stock of seed which is found to be low in germination is withdrawn from sale from all of Kilgore's twelve Florida stores and mail order department, and is discarded.

Similar samples of different stocks of seeds are planted from time to time on the Kilgore Experimental Farm, at Palmetto, Fla. In addition, there also are included in our trials, samples from other seed dealers and seed growers to compare with Kilgore stocks. This shows just how Kilgore's strains and varieties compare in earliness, yield, uniformity, trueness to type and adaptability with others growing side by side under identi-

cally the same conditions in Florida. It also enables the company to discover and develop new or improved stocks and varieties of distinct merit for Florida conditions, which we offer to our customers as soon as a supply of seeds can be produced. Modern, scientific breeding methods are employed both in maintaining and improving seed stocks. New products of our breeding program are carefully tested under Florida conditions, and superior stocks are then sent to our seed production fields in the north and west. Careful notes are kept of all our experimental farm results which enable us to check up with the constant improvements which are being made in standard varieties of vegetables. Our principal objective in all of this work is to breed, develop or select strains and varieties of vegetable seeds in Florida in order that we may offer our customers seeds adapted to Florida growing conditions, which conditions differ materially from those found elsewhere in the United States. The company has employed the services of a well trained and experienced plant breeder who supervises all of this work.

What more could be done to provide good seeds for the Florida grower? We know what our seeds will do under Florida conditions because we prove them in Florida. Kilgore's "Bred-Rite" vegetable, flower and field crop seeds are proved seeds and are the best that money can buy. Why plant less than the best?

You have a cordial invitation to inspect Kilgore's seed testing laboratory at Plant City, and Kilgore's experimental farm at Palmetto, Florida. Just call at the Kilgore Seed Company's store in Palmetto, and a Kilgore employee will guide you over the farm, and explain what is being done by this pioneer Florida Seed Company to provide Florida growers with better seeds.

# FERTILIZERS

For starter solutions, root-inducing materials and plant stimulants (see page 47).

## NACO BRAND FERTILIZERS

The manufacturers of NACO BRAND Fertilizers sincerely believe in their superiority. "COMPARE RESULTS" has been their slogan. NACO Fertilizers prove their value and economy by comparison.

NACO BRANDS are put up in 100 lb. bags. On single bag orders, prices are F.O.B. Plant City. On orders for 300 lbs. and up, prices as listed are on a delivered basis by rail freight to any railroad station in Florida from the warehouse in Jacksonville.

### NACO BRANDS FOR VEGETABLES

	Analysis	Price per 100-lb. Bag	Price per Ton
Strawberry Fruiter .....	3-8-8	\$1.90	\$37.15
Bean & Veg. Grower .....	4-8-4	1.85	36.50
Tomato Grower .....	4-8-8	2.05	40.20
Truck Producer No. 1 .....	4-7-5	1.85	36.30
Standard .....	3-8-5	1.60	31.75
Standard .....	4-7-5	1.70	33.75

### NACO BRANDS FOR GARDENS

Victory Garden Special .....	5-10-5	2.15	42.75
All Purpose— Flowers and Shrubs .....	3-8-5	1.70	33.75

### NACO BRANDS FOR CITRUS

Young Tree Grower .....	4-9-3	1.80	35.65
Citrus Special .....	3-8-5	1.70	33.10
Citrus Special .....	3-8-8	1.75	35.00
Citrus Special .....	4-8-6	1.85	36.80
Citrus Special .....	4-8-8	1.95	38.10

All NACO BRAND Fertilizers are made from only the highest grade animal and vegetable organics, balanced with reasonable amounts of Nitrate of Soda, Sulphate of Ammonia, Superphosphate, and with the Potash from either Muriate or Sulphate of Potash.

## NACO FIVE STAR

NACO was the first in the field to realize the need of "secondary elements." Believing that a number of these elements in small quantities were of more value than a greater amount of a single element, NACO has successfully made up its 5 Star Base, which includes Copper, Zinc, Iron, Magnesia, and Manganese. This 5 Star may be included in any of the above mixtures at the small additional cost of \$3.00 per ton. When ordering 5 Star, please be certain to designate 5 Star alongside the Brand desired.

## VIGORO



Vigoro, the complete plant food, supplies 11 vital food elements that science has proved all living plants require for normal healthy growth. You will particularly enjoy using Vigoro because it is odorless, sanitary, and so easy to apply. Vigoro is ideal for all growing things; lawns, flowers, shrubs, trees, and vegetables.

1 lb. 10c; 5 lbs. 45c; 10 lbs. 85c; 25 lbs. \$1.50; 50 lbs. \$2.50; 100 lbs. \$4.00. F. O. B. Plant City or any Kilgore Store.

## WIZARD BRAND SHEEP MANURE

Wizard manures are highly concentrated, with all weed seeds killed. They supply the humus and natural plant-food so needed by Florida soils.

For New Lawns use 10 to 12 pounds per 100 square feet and rake into the surface soil. On old lawns use 8 to 10 pounds scattered broadcast and wet down with a hose.

For Flowers and Shrubs mix Wizard with the soil around each plant, using 1 to 5 pounds according to size.

For Fruits and Vegetables use 1000 to 1500 pounds per acre. Apply with a drill in the row or hill. Wizard is a profitable and lasting soil-building fertilizer.

Wizard Brand Sheep Manure .....	50 lbs. Ton
.....	\$1.25 \$48.00

Prices quoted on Wizard Sheep Manure are F.O.B. Plant City.

### HYPONEX—A plant food powder—makes a good starter solution.

Especially valuable in seedbeds and to start plants off after transplanting. Comes in a powder which makes liquid plant food containing all plant food elements plus Vitamin B1.

3 oz. can—makes 18 gallons.....\$ .25 postpaid  
1 lb. can—makes 100 gallons..... 1.00 postpaid

### HY-TROUS LIQUID FERTILIZER

#### A Good Starter Solution.

A concentrated, odorless liquid containing three major plant food materials, plus 20 vital trace elements necessary for plant growth. Especially valuable to apply to seed beds and to vegetable and flower plants when transplanting. Immediately available to the plant, insuring immediate results. Mix 1 tablespoon of Hy-Trous to each gallon of water, or 16 oz. makes 32 gallons.

Prices quoted are postpaid.

8 oz. 59c; 1 pt. 99c; 1 qt. \$1.79; 1 gal. \$5.95

**Manganese Sulphate (65% Fertilizer grade).** A soil corrective for alkaline or sweet land. Plants yellowed by Manganese starvation are easily strengthened by applications of Manganese Sulphate at the rate of from 100 to 200 lbs. per acre. Put up in 100-lb. bags. 100 lbs. \$3.50; f.o.b. Plant City; ton \$70.00, delivered, rail freight prepaid.

**Manganese Sulphate (65% spray grade).** A quick acting material for applying manganese to plants in the form of a spray when plants are stunted and turning yellow on very alkaline or sweet soils. Apply at the rate of 4 lbs. to 50 gallons of water. 100 lbs. \$3.65 f.o.b. Plant City; Ton \$73.00 delivered, rail freight prepaid.

**Peat Moss.** Very good to add humus and hold moisture in seed-beds. Also an excellent poultry litter. Prices: Small lots 5c per lb.; 1 bale (about 165 lbs.) \$4.25; f.o.b. Plant City.

**Acid Phosphate (Superphosphate).** Acid Phosphate is a valuable fertilizer and has corrected many plant troubles, particularly on muck soil. 18 per cent available Phosphoric Acid. 100 lbs. \$1.15, f.o.b. Plant City; ton \$23.00. 300 lbs. and up delivered, rail freight prepaid.

**Hardwood Ashes.** Fine for sour and acid soils. 2 per cent potash, put up in 100-lb. bags. 100 lbs. \$1.15, f.o.b. Plant City; ton \$23.00. 300 lbs. and up delivered, rail freight prepaid.

**Lime, Hydrated.** Lime is a wonderful land-sweetener, and should be used on all new land that is just being cultivated. It is also a good thing for old land. Use at the rate of a half ton to a ton per acre, broadcast, before breaking the ground. If your soil is new and sour, the application should be heavier. You can use Hydrated with safety. 50-lb. bag 50c; ton \$19.00; ½ ton at ton rate, f.o.b., Plant City.

# MISCELLANEOUS FARM AND GARDEN SUPPLIES

## HOTKAPS

Hotkaps are "individual hothouses" for every plant—protecting them against frost, rain, wind, insects and crusting. They force plant growth, making hardier, healthier plants and producing crops two to three weeks earlier. They may be used with practically any crop that needs protection, but are especially suited for use with vine crops such as tomatoes, cucumbers, cantaloupes and watermelons.



100 with Fibreboard Garden Setter.....	\$ 1.95
250 with Fibreboard Garden Setter.....	3.50
1000 without Setter.....	11.00
5000 without Setter, per 1000.....	10.75
10000 without Setter, per 1000.....	10.50
25000 without Setter, per 1000.....	10.25
Fibreboard Garden Setter, alone.....	.15
Home Garden Package—25 Hotkaps with Paper Setter....	.50

Prices quoted are F.O.B. Plant City and all Kilgore Stores

## TARPAULINS—Fultex Brand

Made of high grade, closely woven cotton duck treated by heat pressure saturation process which insures positive waterproofing. The material is oil tempered. We can supply any size you require.

Size	Weight	Price
7½ x 10	12 oz. to sq. yard .....	\$10.40
10 x 12	12 oz. to sq. yard .....	16.65
12 x 14	15 oz. to sq. yard .....	23.15
15 x 16	15 oz. to sq. yard .....	40.20
15 x 20	15 oz. to sq. yard .....	50.25

Prices quoted are f.o.b. Plant City and all Kilgore stores.

## CONTAINER LABELS

We have large stocks of attractive labels for tomato lugs, pepper crates, beans, celery and citrus. Upon request we will gladly forward samples of any type label you require. Charges for printing your brand and name are nominal. Write The Kilgore Seed Co., Plant City, Florida, for samples and full information.

## LABEL PASTE

Ours is a genuine wheat paste, especially made for pasting labels on vegetable and fruit boxes. Mixes easily in cold or warm water. Will not discolor labels. Unaffected by water or atmospheric changes after drying.

Prices quoted are f.o.b. Plant City and all Kilgore stores.

15c per lb.; 100 lbs. \$14.00; 225 lbs. \$29.25

## TWINE (Jute)

Soft vegetable tying twine, excellent quality. Used for tying tomato plants and bunching vegetables.

Prices quoted are prepaid.

Per lb. 35c; 50 to 60 lb. reels, per lb. 30c.

## RAFFIA

The plain or natural color comes in one pound hanks. Lb. 90c; 10 lbs. \$8.50.

Colored Raffia (Bright Red, Royal Blue, Lavender, Brown, Orange, Bottle Green, Black, natural processed) ¼ lb. 35c.

Prices quoted are prepaid.

## NEPONSET GREEN PAPER POTS

Especially adapted for growing plants. They are made of tough, waterproof paper eliminating breakage. There is a reinforcing disc in the bottom of the pot which prevents the roots from growing out between the closing sections and adds to the strength of the container. The walls of the pot are nonporous and promote a more even distribution of moisture and a better ramification of root growth than porous pots. The plants are grown from seed to maturity, sold and transported in the one Green Pot.

By mail Postpaid F.O.B. Plant City and all Kilgore Stores

Size	100	1,000
2 inch .....	\$1.20	\$10.05
3 inch .....	1.60	13.50
4 inch .....	2.40	20.10
5 inch .....	3.55	29.55
6 inch .....	4.65	38.80

## NEPONSET PLANT BANDS

Efficient, convenient and economical to use for growing plants, for shipping and for protection against cut worms.

## BLACK PLANT BANDS

For Growing Plants in Flats or Boxes  
By mail Postpaid F.O.B. Plant City and all Kilgore Stores

Size	100	1,000
2 inch .....	\$ .60	\$ 4.88
3 inch .....	.80	6.80

## PLANET JR. TOOLS

Due to shortage of supplies and small allocations of different tools, under present conditions it is not possible for us to list different types of Planet Jr. seed drills, wheel hoes, garden plows and fertilizer distributors for doing all phases of garden work economically and efficiently. If interested in any of these tools write our Mail Order department at Plant City, Fla., or consult one of our store managers for information, and we will do our best to serve you under these trying wartime conditions.

## CANNING DEPARTMENT

A well planned garden should provide a well canned pantry.

### Pressure Cookers and Can Sealers

A limited number of Pressure Cookers and Can Sealers are allocated to us from time to time by the War Food Administration. If interested in a cooker or sealer write our mail order department at Plant City, Fla., or consult one of our store managers for information, and we will do the best we can to satisfy your needs.

### CANS

Prices quoted are F.O.B. Plant City

Sanitary open top cans are ideal for home canning, uniform, accurate, dependable and strong. Each can is made from full weight prime tinplate and carefully tested to assure perfection. For vegetables, fruits or meats requiring the protection of enamels, "R" or "C" enamel-lined cans will give the best results. Sanitary open top cans require a can sealer for sealing.

Friction Top or syrup cans are used for packing syrup and for many other purposes.

	No. in Case	Price
No. 2 Sanitary Cans and Caps.....	100	\$2.65
No. 3 Sanitary Cans and Caps.....	100	3.65
No. 2 Sanitary Enameled Cans and Caps.....	100	2.80
No. 3 Sanitary Enameled Cans and Caps.....	100	3.95
No. 5 Friction-top (approx. ½ gal.) Cans and Caps .....	50	3.55
No. 10 Friction-top (approx. 1 gal.) Pail and Lid .....	50	5.20
5 gal. Square Honey Cans.....	each	.55
Extra Cover for No. 2 Sanitary Cans (per 100)		.75
Extra Covers for No. 3 Sanitary Cans (per 100)		1.00

### CAN LABELS

Prices Quoted are Prepaid

	25	100	1000
No. 2 and 3 Vegetable Labels.....	\$0.25	\$0.50	\$3.50
(Available for beans, blackeyed peas, and tomatoes. Size No. 2 only available for corn.)			
No. 5 (approx. ½ gal. syrup).....	.25	.60	5.00
No. 10 (approx. 1 gal. syrup).....	.25	.60	5.00




# POULTRY DEPARTMENT

We Carry Only The Very Best Poultry Supplies. Our Stocks Are Complete At All Times,  
Which Means Quick And Efficient Service On All Orders.

General Poultry Supplies—All Prices Quoted are F.O.B. Plant City or any Kilgore Store

## REEL TOP FEEDERS



Balanced "S" type reel, strong, well built, for small flocks, die formed in one piece.

Cardboard Feeder, 48-inch length.....\$ .50  
Metal Feeder, 28-inch length..... .60

## HUDSON "KLEEN-EZY" REEL TOP FEEDERS

Electrically welded ends—Ezy-Angle sides with flat bottom and feed saving lip, ½ inch wide. Perfectly formed galvanized steel throughout.



No. 6360—36-in. length—Reel Top.....\$ .75  
No. 548 Feeder, 48-inch length Reel Top..... 1.25  
No. 749 Feeder, 48-inch length Reel Top..... 1.60

The 48-inch length feeders indicated above are of different styles.

## THERMOMETERS

Black oxidized brass scales, white filled figures and graduations, mercury tubes.

Incubator Thermometer.....\$1.00  
Brooder Thermometer..... .75  
Weather Thermometer, 8 in. wood case..... .50

## POULTRY AND STOCK PREPARATIONS

(POSTPAID)

Pratt's Poultry Regulator, 18 oz. pkg. 25c; 2¼ lbs. 50c; 6 lbs. \$1.00; 25 lbs. \$3.25.

Pratt's Animal Regulator, 16 oz. pkg. 25c; 2½ lbs. 50c; 6 lbs. \$1.00.

Pratt's N-K Poultry Worm Capsules, Adult size, 50-capsule pkg. 85c; 100-capsule pkg. \$1.50; Chick size, 50-capsule pkg. 55c; 100-capsule pkg. \$1.00.

Pratt's Poultry Worm Powder, 50 hen size, 60c; 100 hen size, \$1.00.

Pratt's R-P Tablets (formerly Roup), 1½ oz. 30c; 3½ oz. 60c.

Pratt's Chick Tablets (formerly Diarrhoea), 7/8 oz. 30c; 2¾ oz. 60c.

Pratt's Disinfectant for Dipping and Spraying Poultry and Stock. Quart 60c; gallon \$1.60.

Pratt's Fly Spray. (For livestock.) Gallon \$1.60.

Pratt's C-KA-GENE (Coccidiosis Control). 1¾ lb. pkg. (50 chick size), 75c; 3½ lb. pkg. (100 chick size), \$1.35.

## HUDSON HANDY FILL CHICK FOUNTAIN



Snap-on pan and sturdy handle make it possible to carry fountain when full without spilling. Ideal for baby chicks—ten drinking cups correctly sized.

No. A-8—Capacity two gallons  
Price ..... 1.00

## MASON JAR FOUNTAIN AND FEEDER

B-35 Glass Pan with  
three point clip.....\$ .15

No. 1541—Glass Fountain  
Capacity—1 gallon  
Price ..... .90



**Key Ring Leg Bands.** Made of celluloid in fast colors, red, pink, garnet, green, white and blue. Sizes for baby chick, pigeon, bantam, medium, intermediate and large. Specify size and color. 1c each; 75c per 100.

## NEST-EGGS

China, 3c each; 35c per dozen.

Pratt's Pik-No-Mor. 5 oz. jar 60c.

Pratt's Poultry Inhalant. 1 pt. bottle 70c; 1 qt. bottle \$1.25.

Barry's Screw Worm Killer. 6 oz. 35c; 16 oz. 65c; gallons \$3.50.

Pearless Screw Worm Killer. 6 oz. 35c; qt. \$1.00; gallon \$3.50.

Smith's Sorehead Remedy. 1 oz. 60c.

Germozone—For use in drinking water. Valuable as preventive of simple bowel trouble, also ocular roup. 4 fluid oz. 50c; 12 fluid oz. 75c.

Getz-Um Poultry Insurance—Use in drinking water for lice, mites, fleas and all blood sucking insects. 2 fluid oz. 50c.

Tilghman Condition Powder. Aromatic stimulant and carminative for cattle, horses, sheep, hogs and chickens. Package 25c.

Waldo Tablets. Use in drinking water for baby chicks. Aids in treating cold in head, simple catarrh, sneezing, wheezing, and roup. Package 50c.

# Bee-Keepers' Supplies, Bee-Hives and Equipment

The following prices on these supplies are subject to change without notice.

All prices quoted are f.o.b. Plant City, Florida, or any Kilgore Store  
If you wish your shipment to be made by mail, please add postage when ordering.

The following is only a partial list of our large and complete line of bee supplies carried in stock in all Kilgore's Florida stores and in Kilgore's mail order department at Plant City, Florida. Write for a complete catalog on Bee-Keepers Supplies. We can always quickly get whatever a customer wants from the factory if we happen to be out, in which case the price will be f.o.b. factory, Medina, Ohio.

## Standard 10-Frame Hive

One-story Standard Hive with mastic (substitute for metal) cover. 16½x20 in., outside measurements.

Hives in the flat are furnished with nails, 135-lb. tin rabbets punched for nails, reversible bottom board, improved metal cover, Hoffman frames, and complete directions for nailing.

22202. Knocked down without foundation. Wt. 31 lbs.....\$ 4.15

22203. Price 5 Hives KD Wt. 149 lbs..... 17.50

One-story Standard Hive, with excelsior cover.

22302. Knocked down without foundation. Wt. 27 lbs.....\$ 3.45

22303. Price 5 Hives KD Wt. 132 lbs..... 14.90

## Full-Depth 10-Frame Extracting Supers or Hive Bodies

22482. 1 KD Standard Body with frames, no foundation. Wt. 13 lbs.....\$ 1.90

22483. 5 KD Standard Body with frame, no foundation. Wt. 69 lbs..... 7.50

## Shallow 10-Frame Extracting Supers

22527. 1 KD Empty only, no fittings. Wt. 5 lbs.....\$ .65

22528. 5 KD Empty only, no fittings. Wt. 28 lbs..... 3.00

22529. 1 KD With shallow frames, no foundation. Wt. 9 lbs..... 1.20

22522H. 1 KD Frames with thick-top bar. Wt. 9 lbs..... 1.35

22523. 5 KD With shallow frames, no foundation. Wt. 39 lbs..... 5.25

22523H. 5 KD frames with thick-top bar. Wt. 39 lbs..... 5.85

## Beeway 10-Frame Section Super

22542. 1 KD Without sections or foundation. Wt. 8 lbs.....\$1.15

22543. 5 KD Without sections or foundation. Wt. 39 lbs..... 5.40

## List of Inside Fixtures for Supers

2540. Beeway Section-holders for 4¼x4¼ x 1½ in. sections. Wt. 22 lbs. per 100.....\$0.50 \$2.30 \$4.35

2544. Beeway Wood Separators 1-10 in. Wt. 9 lbs..... 1.20

453. Super Springs, 1c each. Wt. 1½ lb. per 100..... .80

## Honey Extractors

4035. Three frame New Novice Extractor. Pocket 9½ x 16 in. 60 combs per hr. Shipping Wt. 47 lbs.....\$16.45

## Covers, Mastic (substitute for metal) 10-Frame

22622. 1 KD Mastic Cover with inner cover. Wt. 10 lbs.....\$ 1.40

22623. 5 KD Mastic Cover with inner cover. Wt. 46 lbs..... 6.25

## The Excelsior Wood Cover, 10-Frame

22632. 1 KD Excelsior All-Wood Cover. Wt. 8 lbs.....\$ 0.80

22633. 5 KD Excelsior All-Wood Cover. Wt. 40 lbs..... 3.65

## Inner Covers, 10-Frame

22672. 1 KD Inner Cover, without bee escape. Wt. 3 lbs.....\$ 0.40

22673. 5 KD Inner Cover, without bee escape. Wt. 12 lbs..... 1.85

## Bottom Boards, 10-Frame

22712. 1 KD Reversible Cypress Bottom Board. Wt. 7 lbs.....\$ 0.80

22713. 5 KD Reversible Cypress Bottom Board. Wt. 35 lbs..... 3.75

## Wire for Frames

446. ¼ lb. Spools Tinned Wire.....\$ 0.17

447. ½ lb. Spools Tinned Wire..... .25

448. 1 lb. Spools Tinned Wire..... .45

## Bee Escape

411. Root Double Escape without Board. Wt. 1 oz.....\$ 0.17

## Bristle Bee Brush

292. Bristle Bee Brush. Wt. 3 oz..... .35

## Frames

Furnished in the flat with nails and staples. All frames are furnished with solid bottoms unless otherwise specified.

2910. Hoffman, with solid bottom bar, 9½ x 17½ in. Wt. 46 lbs. per 100.....\$0.85 \$3.10 \$6.05

2920. Regular Shallow Extracting Frames, with solid bottom bar, depth 5½ in. Wt. 26 lbs. per 100..... .60 2.30 4.20

2940. Shallow Extracting Frames, with regular Hoffman top bar, with solid bottom bar. Wt. 38 lbs. per 100..... .75 2.90 5.60

## Comb Honey Sections

2440. 100 Wt. 8 lbs. Mill Run.....\$1.45

2442. 500 Wt. 31 lbs..... 6.60

## Spur Wire Imbedder

401. Super Wire Imbedder. Wt. 8 oz.....\$0.20

## Steel Hive Tool

405. Hive Tool. 10-inch. Wt. 6 oz.....\$0.65

## Wire Queen and Drone Trap (10-frame)

4211. Wire Trap. Wt. 2 lbs.....\$0.50

## Queen Excluder, 10-Frame

Bees pass through rapidly, without hesitating. Each 10

4242. 10-frame Standard 3-wire and wood, 16¼x20 in. Wt. 4 lbs.....\$0.68 \$6.50

4241. 10-frame Special 7-wire and wood. Wt. 4 lbs. .75 6.80

## Standard Smoker

423. Standard Tin Smoker, 3¼ x 7 in. Wt. 2 lbs.....\$1.05

## Drill Bee Gloves

276. Medium, 277 Large. Wt. 1 lb.....\$1.05

## Veils

255. Root Indestructible Bee Veil. Wt. 1 lb.....\$0.85

## Feeders

291. Boardman Feeder, with cap. Wt. 12 oz.....\$0.25

## Foundation Medium Brood, 3-Ply

8x16½ in.—7 sheets to pound

5000. 10-sheet Carton..... Price Weight

5003. 50-sheet Carton..... \$1.40 3 lbs. 6.45 9 lbs.

## Medium Brood, Single-Ply

For Standard Frames

8x16½ in.—8 sheets to pound

5110. 10-sheet Carton..... Price Weight

5113. 50-sheet Carton..... \$1.20 3 lbs. 5.65 8 lbs.

## Light Brood, Single-Ply

8x16½ in.—10 sheets to pound

5210. 10-sheet Carton..... Price Weight

5213. 50-sheet Carton..... \$ .93 2 lbs. 4.45 7 lbs.

5214. 200-sheet Carton..... 17.25 33 lbs.

## Medium Brood, Single-Ply

For Shallow Frames

4½x16½ in.—15 sheets to pound

5120. 10-sheet Carton..... Price Weight

5123. 50-sheet Carton..... \$0.75 2 lbs. 3.35 5 lbs.

## Medium Brood, Wired

8½x16½ in.—7 sheets to pound

350. 10-sheet Carton..... Price Weight

350. 50-sheet Carton..... \$1.40 3 lbs. 6.75 10 lbs.

## Medium Brood, Wired

4 13/16x16¼—12 sheets to pound

352. 10-sheet Carton..... Price Weight

352. 50-sheet Carton..... \$0.90 2 lbs. 4.05 6 lbs.

## Thin Super

5331. 1-lb. Carton. 3¾x15¼ in., 28 sheets to lb..... Price Weight

5335. 5-lb. Carton. 3¾x15¼ in., 28 sheets to lb..... \$1.05 2 lbs. 4.95 7 lbs.

5321. 1-lb. Carton. 4½x16½ in., 22 sheets to lb..... 1.05 2 lbs. 4.95 7 lbs.

5323. 5-lb. Carton. 4½x16½ in., 22 sheets to lb..... 1.05 2 lbs. 4.95 7 lbs.

5371. 1-lb. Carton. 5x16½ in., 22 sheets to lb..... 1.05 2 lbs. 4.95 7 lbs.

5373. 5-lb. Carton. 5x16½ in., 22 sheets to lb..... 1.05 2 lbs. 4.95 7 lbs.

# INDEX

— A —	Page	— G —	Page	Page	
Acco	54	Garden Plow, Planet Jr.	59	Plant Bands	59
Acid Phosphate	58	Garlic	20	Plant Stimulants	47
Ant Bait, Magikil	55	Grapes	45	Plantabbs, Fulton's	47
Ant Killer, Terro	56	Grass, Bahia	40	Planting Chart, Field Seed	41
Arsenate Lead-Lime Dust	54	Grass, Bermuda, Hulled & Unhulled	40	Plant Chart, Vegetables	3
Arsenate of Lead, Bowker's	54	Grass, Carpet	40	Plums	45
— B —		Grass, Centipede	40	Poison Baits	55
Beans	6-8	Grass, Dalis	40	Postal Information	1
Beans, Soy	45	Grass, Italian Rye	40	Potatoes	28
Beans, Velvet	45	Grass, St. Augustine	40	Pots, Paper	59
Bee-Keepers' Supplies, Hives and Equipment	61	Grass, Sudan	40	Country Department	60
Beet	9	Grass, Cheat	40	Plant and Stock Preparations	60
Beets, Sugar and Stock	9	— H —		Pressure Cookers	59
Beggarweed	42	Hand Corn Planter	59	Pumpkin	28
Benne	41	Hardwood Ashes	58	Pyrethrum Powder	56
Bi-Sulphide of Carbon	54	Hoed, Single and Double Wheel	59	Pyrocide Dusts	55
Black Leaf 10	54-55	Home Garden	47	Pyrox	55
Black Leaf 40	54	Hormodin, Liquid and Powder	47	— R —	
Bluestone (Copper Sulphate)	54	Hotkaps	59	Radish	29
Bordeaux, Bowker's Powdered	54	Hudson Chicken Fountains	60	Raffia	49
Branco	9	Hudson Reel Top Feeders	60	Rape, Dwarf Essex	54
Brussels Sprouts	9	Hyponex	58	Red Arrow Insect Spray	59
Burpee Pressure Cooker	59	Hy-Trous	58	Rhubarb	29
Burpee Simplex Sealer	59	— I —		Rice	44
— C —		Insecticides and Fungicides	54-56	Roller Worm Dust	56
Cabbage	10-11	Insecticide Recommendations	48	Root-Inducing Materials	47
Cabbage, Chinese	11	— K —		Rootone	45
Calcide, Bowker's (Calcium Arsenate)	54	Kale	20	Rose Bushes	29
Canning Department	59	Kohl Rabi	20	Roselle	45
Can Labels	59	Kyrocide Dusts	55	Rotenone Dusts	56
Cans	59	Kyrocide Spray	55	Roto-Chinch	51
Can Sealers	59	— L —		Rutabaga	35
Cantaloupe	12	Label Paste	59	Rye	44
Carbolineum or Protexol	54	Labels, Container	59	— S —	
Carrot	13	Leg Bands	60	Sage	29
Cattle Dip, Cooper's	54	Lethane Dusts	55	Salsify	29
Cauliflower	11	Lettuce	21	Scalcide	29
Celery	14-15	Lime, Hydrated	55-58	Screw Worm Killer, Barry's	56
Celutce	15	Lime-Sulphur Solution	55	Sealers	55
Chick Feeders	60	— M —		Seed Bed	4
Chufas	42	Magikil Jelly Ant Bait	55	Seed Inoculants	47
Clover, Alyce	41	Manganese Sulphate, Fertilizer or Spray Grade	58	Seeders	55
Clover, Black Medic	41	Manure, Sheep	58	Semesan Bel	56
Clover, California Bur	41	Mason Jar Fountain and Feeder	55	Semesan Bel	56
Clover, Persian	41	Micro Mag	60	Sesbania	56
Clover, White Dutch	41	Millet, Golden	60	Sesame	41
Collards	17	Millet, Pearl or Cattail	43	Sheep Manure, Wizard Brand	58
Container Labels	59	Miscellaneous Farm and Garden Supplies	59	Sorghum	44
Copotox	54	Mosquito Spray	55	Sorghum, Dust or Spray	56
Copotox Dusts	54	Muskmelon	12	Spinach	44
Corn, Chicken	43	Mustard	22	Sprayers	31
Corn, Field	38-39	— N —		Squash	30-31
Corn, Pop	39	Naco Brand Fertilizers	58	Starter Solutions	47
Corn, Sweet and Roasting Ear	18	Nest-Eggs	60	Strawberry Plants	45
Corn, White Kaffir	43	Nicotine Dusts	55	Sulfolcose	56
Cowpeas	42	Nicotine Pyrox	55	Sulphate Manganese	56
Crotalaria	42	Nicotrol	55	Sulphur, Dusting	56
Cucumber	16-17	Nitragin	47	Sunflower	45
Cuprocide (Red Copper Oxide)	54	Non-Warranty	1	Superphosphate	58
Cuprocide Dusts	54	— O —		Swiss Chard	9
Cuprocide, Yellow	54	Oats	43	— T —	
Cyanogas A—Dust	54	Okra	23	Tarpaulins	59
Cyanogas G—Fumigant	54	Onions	24	Terro Ant Killer	56
— D —		Onion Sets	24	Thermometers	56
Directions to Customers	1	— P —		Thompson's Vitamin B	47
Dixie Killer	54	Paris Green	55	Thrip and Mite Dust	56
Dixie Sealer	59	Parsley	24	Tobacco Dust	56
Dusters	56	Parsnip	24	Tools, Planet Jr.	55
Dusting and Spraying Charts	50-53	Paste, Label	59	Tomato	32-34
— E —		Peaches	45	Transplantone	47
Eggplant	19	Peanuts	43-44	Tree Tanglefoot	56
Egyptian Wheat	43	Peas, English or Garden	25	Tri-Basic Copper-Lead-Sulphur-Dust	51
Endive	20	Peat Moss	53	Tri-Basic Copper-Sulphur Dust	51
Evergreen Spray	54	Pecans, Paper Shell	45	Turnip	35
Export Shipments	1	Petrol	55	Twine	59
— F —		Pepper	26-27	— V —	
Farm Supplies	59	Persimmons, Japanese	45	Vigoro	58
Fertilizer Distributor	59	Planet Jr. Tools	59	— W —	
Fertilizer Distributor Attachment	59	— Q —		Watermelon	36-37
Fertilizers	58	Qats	43	What and When to Plant in Florida	45
Field Seed	38-45	Okra	23	What Will Your Harvest Be?	57
Figs	45	Onions	24	Wheat, Egyptian	57
Fish-Oil Soap	55	Onion Sets	24	Wizard Brand Sheep Manure	58
Flower Seed Planting Calendar	5	— R —		— Z —	
Flowers Recommended for Florida	46	Radish	29	Zinc Sulphate	56
Fly and Mosquito Spray	55	Raffia	49		
Fountains and Feeders	60	Rape, Dwarf Essex	54		
Fruit and Nut Trees	45	Red Arrow Insect Spray	59		
Fungicide Recommendations	49	Rhubarb	29		




**LETTUCE**  
*Iceberg No. 44*  
*See Page 21*

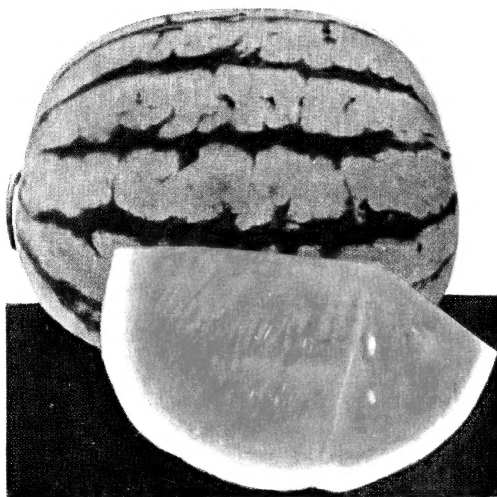

**BEE**  
*Early Blood-Red*  
*Market*  
*See Page 9*




**EGGPLANT**  
*Fort Myers Market*  
*See Page 19*



**CARROT**  
*Imperator*  
*See Page 13*



**WATERMELON**  
*Dixie Queen*  
*See Page 36*

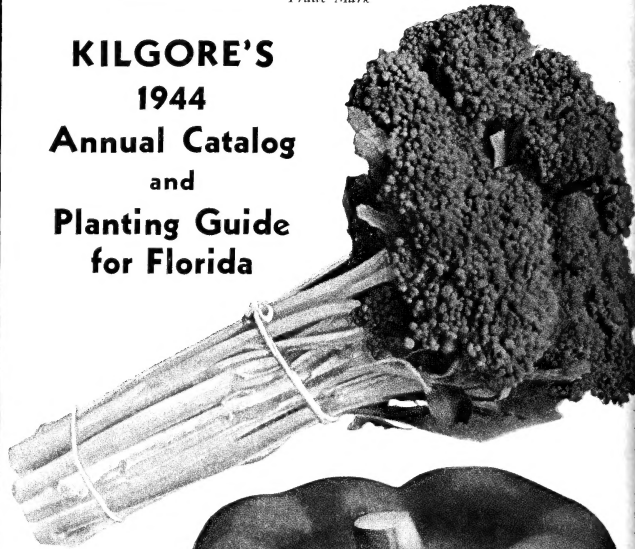


**CUCUMBER, Colorado.** *See Page 17*

# KILGORE'S BRED-RITE SEEDS

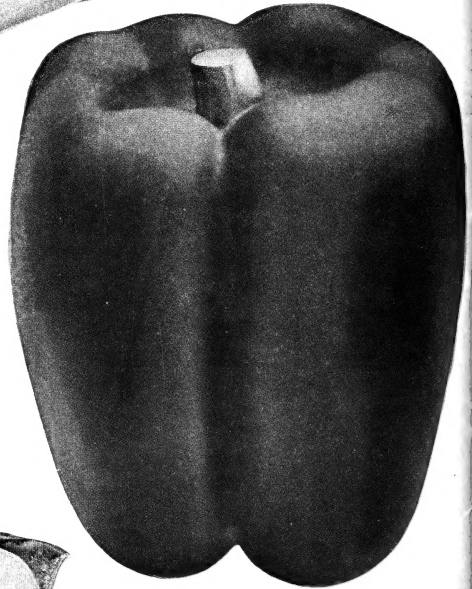
*Trade Mark*

## KILGORE'S 1944 Annual Catalog and Planting Guide for Florida



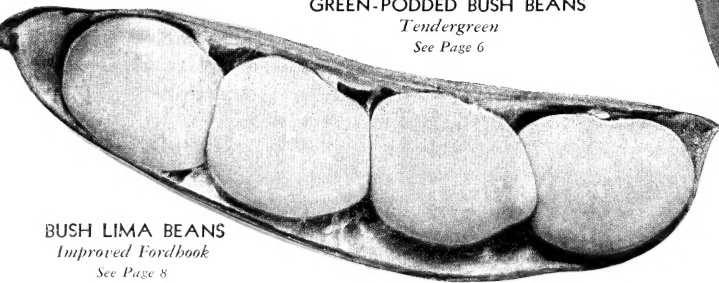
**BROCCOLI**  
*Italian  
Green Sprouting*  
See Page 9

**WAX-PODDED  
BUSH BEANS**  
*Sure Crop or  
Golden Bountiful  
Wax*  
See Page 7



**PEPPER, Florida Giant**  
See Page 26

**GREEN-PODDED BUSH BEANS**  
*Tendergreen*  
See Page 6



**BUSH LIMA BEANS**  
*Improved Fordhook*  
See Page 8